

Discrete Tenor Models for Credit Risky Portfolios Driven by Time-Inhomogeneous Lévy Processes*

Ernst Eberlein[†], Zorana Grbac[‡], and Thorsten Schmidt[§]

Abstract. The goal of this paper is to specify dynamic term structure models with discrete tenor structure for credit portfolios in a top-down setting driven by time-inhomogeneous Lévy processes. We provide a new framework, conditions for absence of arbitrage, explicit examples, an affine setup which includes contagion, and pricing formulas for single tranche collateralized debt obligations (STCDOs) and options on STCDOs. A calibration to iTraxx data with an extended Kalman filter shows an excellent fit over the full observation period. The calibration is done on a set of CDO tranche spreads ranging across six tranches and three maturities.

Key words. collateralized debt obligations, loss process, single tranche CDO, ESB, top-down model, discrete tenor, market model, time-inhomogeneous Lévy processes, Libor rate, affine processes, extended Kalman filter, iTraxx

AMS subject classifications. 91G40, 91G30, 60G35, 65C30, 60H15

DOI. 10.1137/110827132

1. Introduction. Contrary to the single-obligor credit risk models, portfolio credit risk models consider a pool of credits consisting of different obligors and the adequate quantification of risk for the whole portfolio becomes a challenge. A good model for portfolio credit risk should incorporate two components: default risk, which includes, in particular, the dependence structure in the portfolio (also termed default correlation), and spread risk, which represents the risk related to changes of interest rates and changes in the credit quality of the obligors.

The main application of such a portfolio model, which we discuss in section 8, is the valuation of tranches of *collateralized debt obligations* (CDOs) and related derivatives. We would like to emphasize that variants of this model can be used for the valuation of other asset-backed securities. Currently, due to the sovereign credit crisis that has affected Europe, the issuance of so-called European safe bonds (ESBs) is discussed, where the underlying portfolio would consist of sovereign bonds of EU member states with fixed weights set by a strict rule which is proportional to GDP. Our model is easily adapted for pricing of such and other similar asset-backed securities whatever the precise specification of these instruments would be.

*Received by the editors March 10, 2011; accepted for publication (in revised form) May 2, 2013; published electronically August 22, 2013.

<http://www.siam.org/journals/sifin/4/82713.html>

[†]Department of Mathematical Stochastics, University of Freiburg, 79104 Freiburg, Germany (eberlein@stochastik.uni-freiburg.de).

[‡]Institute of Mathematics, TU Berlin, 10623 Berlin, Germany (grbac@math.tu-berlin.de). This author's research was supported by *Chaire Risque de Crédit*, Fédération Bancaire Française, and the DFG Research Center MATHEON.

[§]Chemnitz University of Technology, 09126 Chemnitz, Germany (thorsten.schmidt@mathematik.tu-chemnitz.de).

Generally speaking, CDOs are structured asset-backed securities, whose value and payments depend on a pool of underlying assets—such as bonds or loans—called the *collateral*. They consist of different *tranches* representing different risk classes, ranging from *senior* tranches with the lowest risk, over *mezzanine* tranches, to the *equity* tranche with the highest risk. If defaults occur in the collateral, the corresponding losses are transferred to investors in order of seniority, starting with the equity tranche.

Among various portfolio credit risk models, there are two main approaches to be distinguished: the *bottom-up* approach where the default event of each individual obligor is modeled, and the *top-down* approach where the aggregate loss process of a given portfolio is modeled and the individual obligors in the portfolio are not identified. For a detailed overview of bottom-up and top-down approaches see Lipton and Rennie (2011) and Bielecki, Crépey, and Jeanblanc (2010). The latter approach was investigated in a series of recent papers; see Schönbucher (2005), Sidenius, Piterbarg, and Andersen (2008), Ehlers and Schönbucher (2006, 2009), Arnsdorf and Halperin (2008), Longstaff and Rajan (2008), Errais, Giesecke, and Goldberg (2010), Filipović, Overbeck, and Schmidt (2011), and Cont and Minca (2013).

In this paper we present a dynamic term structure model with *discrete tenor structure* which studies portfolio credit risk in a top-down setting. The framework is developed in the spirit of the so-called *Libor market model*. The need for such an approach is illustrated in Carpentier (2009), and to our knowledge only Bennani and Dahan (2004) studied such models for CDOs. As in Filipović, Overbeck, and Schmidt (2011) we utilize (T, x) -bonds. In that paper a dynamic Heath–Jarrow–Morton (HJM) forward spread model for (T, x) -bonds has been analyzed under the assumption that (T, x) -bonds are traded for all maturities $T \in [0, T^*]$. Here we acknowledge the fact that the set of traded maturities is only finite. This has important consequences for modeling, and we introduce a new framework which takes this fact into account. We show that this framework possesses some clear advantages.

The first major difference is due to the fact that in the no-arbitrage condition in Theorem 5.2 one has to consider only finitely many maturities T_k . The HJM approach instead has to guarantee the validity of this condition for a continuum of maturities. This restricts the model in an unnecessary way since traded products are available only for a small number of maturities. As we will show in the examples in section 6 one gains considerable additional freedom in the specification of arbitrage-free models. See, in particular, Remark 5.3. The second difference is that we are able to include a contagion effect in an affine specification of this approach. It is evident that contagion is an important issue in the current crises. It should be mentioned that a model with only finitely many maturities can be extracted from the HJM framework (see Schmidt and Zabczyk (2012)), which of course inherits the HJM properties.

As driving processes for the dynamics of credit spreads, a wide class of time-inhomogeneous Lévy processes is used. This allows for jumps in the spread dynamics which are triggered not only by defaults in the underlying portfolio. In fact the empirical study in Cont and Kan (2011) reveals that jumps in the spread dynamics not only occur at the default dates of the obligors in the portfolio, but they can also be caused by a macroeconomic event which is external to the portfolio. In Cont and Kan (2011) the bankruptcy of Lehman Brothers is given as an example of such an event. This is a weak point of some of the recently proposed portfolio credit risk models in which jumps in the spread dynamics occur only at default dates

in the underlying portfolio (see a detailed discussion in Cont and Kan (2011)). In the model developed in the sequel we incorporate both types of jumps in the spread dynamics.

The model is calibrated to iTraxx data from January 2008 to August 2010 applying an extended Kalman filter to a two-factor affine diffusion specification of our approach, as proposed in Eksi and Filipović (2012). Contrary to the usual calibration to data from one day (see Cont, Deguest, and Kan (2010) for an overview and excellent empirical comparison), we calibrate the model to a much larger dataset running over 3 years. Already in the simple two-factor diffusion case a very good performance across different tranches and maturities is achieved.

The paper is structured as follows. In section 2 we introduce the setting and basic notions. In section 3 we describe the aggregate CDO loss process L and the driving process X and specify the dynamics of the credit spreads. Section 4 reviews the forward martingale measure approach. Section 5 contains the main results on the absence of arbitrage, and section 6 examines these results in a series of explicit examples. In section 7 we focus our attention on an affine specification which is able to incorporate contagion effects. In section 8 we show how the valuation of derivatives can be facilitated by introducing appropriate defaultable forward measures and present a valuation formula for a single tranche CDO (STCDO), which is the standard instrument for investing in a CDO. Moreover, we study the valuation of call options on STCDOs. Finally, in section 9 we propose a two-factor affine specification and calibrate it to data from the iTraxx series.

2. Basic notions and definitions. Let $T^* > 0$ be a fixed time horizon, and let a complete stochastic basis $(\Omega, \mathcal{G}, \mathbb{G}, \mathbb{Q}_{T^*})$ be given, where $\mathcal{G} = \mathcal{G}_{T^*}$ and $\mathbb{G} = (\mathcal{G}_t)_{0 \leq t \leq T^*}$ is some filtration satisfying the usual conditions. For simplicity we write \mathbb{Q}^* for \mathbb{Q}_{T^*} . The expectation with respect to \mathbb{Q}^* is denoted by \mathbb{E}^* . The filtration \mathbb{G} represents the filtration which contains all the information available in the market. All the price and interest rate processes in what follows are adapted to it. Furthermore, assume that the tenor structure $0 = T_0 < T_1 < \dots < T_n = T^*$ is given. Set $\delta_k := T_{k+1} - T_k$ for $k = 0, \dots, n-1$.

We assume that default-free zero coupon bonds with maturities T_1, \dots, T_n are traded in the market and denote by $P(t, T_k)$ the time- t price of a default-free zero coupon bond with maturity T_k . For default-free zero coupon bonds $P(T_k, T_k) = 1$ for all k . Furthermore, we assume that $P(t, T_k) > 0$ for any $0 \leq t \leq T_k$ and all k .

Furthermore, there is a *pool* of credit risky assets and we denote by $L = (L_t)_{t \geq 0}$ the nondecreasing *aggregate loss process*. Assume that the total nominal is normalized to 1, and denote by $\mathcal{I} := [0, 1]$ the set of loss fractions such that L takes values in \mathcal{I} .

Remark 2.1. This approach is called *top-down*, as we model the aggregate loss process directly. In the *bottom-up* approach one models instead the individual default times: for this, denote by τ_1, \dots, τ_m the default times of the credit risky securities in the collateral and their (possibly random) loss given default by q_1, \dots, q_m . Then

$$L_t = \sum_{i=1}^m q_i \mathbf{1}_{\{\tau_i \leq t\}}.$$

Remark 2.2. The filtration \mathbb{G} denotes the full market filtration to which the aggregate loss process is adapted. In Ehlers and Schönbucher (2009) the full market filtration is constructed

as a progressive enlargement of a default-free filtration (known as a background or a reference filtration) with the default times in the portfolio under a certain version of the immersion hypothesis. Note that here \mathbb{G} is general and we do not restrict ourselves to the case studied in Ehlers and Schönbucher (2009). In particular, the immersion hypothesis is not needed.

Definition 2.3. A security which pays $\mathbf{1}_{\{L_{T_k} \leq x\}}$ at T_k is called a (T_k, x) -bond. Its price at time $t \leq T_k$ is denoted by $P(t, T_k, x)$. Note that $P(t, T_k, x) = 0$ on the set $\{L_t > x\}$.

If the market is free of arbitrage, $P(t, T_k, x)$ is nondecreasing in x and

$$(1) \quad P(t, T_k, 1) = P(t, T_k).$$

In Filipović, Overbeck, and Schmidt (2011) a forward rate model for (T, x) -bonds has been analyzed under the assumption that (T, x) -bonds are traded for all maturities $T \in [0, T^*]$. Here we acknowledge the fact that in practice the set of maturities for which the bonds are traded is finite.

Definition 2.4. The (T_k, x) -forward price is given by

$$(2) \quad F(t, T_k, x) := \frac{P(t, T_k, x)}{P(t, T_k)}$$

for $0 \leq t \leq T_k$.

The (T_k, x) -forward prices actually give the distribution of L_{T_k} under the \mathbb{Q}_{T_k} -forward measure which will be defined later in (12). Indeed, note that if we take $P(\cdot, T_k)$ as the numeraire, we obtain

$$\begin{aligned} \mathbb{Q}_{T_k}(L_{T_k} \leq x | \mathcal{G}_t) &= \frac{1}{P(t, T_k)} P(t, T_k) \mathbb{E}_{\mathbb{Q}_{T_k}}(\mathbf{1}_{\{L_{T_k} \leq x\}} | \mathcal{G}_t) \\ &= \frac{P(t, T_k, x)}{P(t, T_k)} = F(t, T_k, x). \end{aligned}$$

Furthermore, we set for $k \in \{0, \dots, n-1\}$ and $t \leq T_k$, on $\{L_t \leq x\}$,

$$(3) \quad H(t, T_k, x) := \frac{F(t, T_{k+1}, x)}{F(t, T_k, x)}.$$

This quantity relates to credit spreads as follows: intuitively, the credit spread quantifies the additional yield above the risk-free rate which the holder of a (T_k, x) -bond receives in compensation for taking the risk that L jumps over the level x . Recall that for the classical Libor rate, with $\delta_k = T_{k+1} - T_k$,

$$1 + \delta_k \cdot LIBOR(t, T_k) = \frac{P(t, T_k)}{P(t, T_{k+1})}.$$

If the credit spread is denoted by $cs(t, T_k, x)$, then on $\{L_t \leq x\}$

$$(4) \quad (1 + \delta_k cs(t, T_k, x)) (1 + \delta_k LIBOR(t, T_k)) = \frac{P(t, T_k, x)}{P(t, T_{k+1}, x)}$$

and

$$H(t, T_k, x)^{-1} = 1 + \delta_k cs(t, T_k, x) = \frac{P(t, T_k, x)}{P(t, T_{k+1}, x)} \frac{P(t, T_{k+1})}{P(t, T_k)}.$$

As we shall see in section 8, the quantities $H(t, T_k, x)$ and not the credit spreads $cs(t, T_k, x)$ appear as the main ingredients in pricing formulas for portfolio credit derivatives.

By induction we obtain the following decomposition of the (T_k, x) -forward price. For $t \in [0, T^*]$, let $j(t) := \inf\{i \in \mathbb{N} : T_{i-1} < t \leq T_i\}$ denote the unique integer j such that $T_{j-1} < t \leq T_j$, with the convention that $j(0) = 0$. From (3) we obtain

$$(5) \quad F(t, T_k, x) = \mathbf{1}_{\{L_t \leq x\}} F(t, T_{j(t)}, x) \prod_{i=j(t)}^{k-1} H(t, T_i, x).$$

Summarizing, the model has three ingredients to be specified: the dynamics of the loss process L , the credit spread via H , and the $F(t, T_{j(t)}, x)$. This, of course, should be done in a way which excludes arbitrage and leads to tractable pricing formulas. Both points will be discussed in the next sections.

3. Ingredients of the model. Let us now describe the processes which drive the model. A realistic assumption is that the dynamics of defaultable quantities related to the assets in the given portfolio is influenced by the aggregate loss process L . This means that when a default occurs in the portfolio, the default intensities of the other assets may be affected as well. In order to incorporate these features, we design a model where two sources of randomness appear:

- (1) a time-inhomogeneous Lévy process X representing the market randomness, which is driving the default-free and the predefault dynamics, and
- (2) the aggregate loss process L for the given pool of credits.

From now on we assume that these two processes are independent with càdlàg trajectories. Note that this implies that there are no simultaneous jumps of X and L . The independence assumption can be relaxed at the cost of having less explicit expressions. However, joint jumps in credit spreads and the loss process are incorporated via an explicit contagion mechanism; see (11).

The definition and main properties of time-inhomogeneous Lévy processes can be found, for example, in Eberlein and Kluge (2006). We recall that these processes are also known as processes with independent increments and absolutely continuous characteristics (PIIAC; cf. Jacod and Shiryaev (2003)), or additive processes in the sense of Sato (1999). For general semimartingale theory we refer the reader to the book by Jacod and Shiryaev (2003), whose notation we adopt throughout the paper. Time-inhomogeneous Lévy processes have already been used in term structure modeling of interest rates because of their analytical tractability combined with a high degree of flexibility, which allows for an adequate fit of the term structure of volatility smiles, i.e., of the change of the smile across maturities; see Eberlein and Kluge (2006) and Eberlein and Koval (2006). In credit risk modeling there is also evidence that processes with jumps are a convenient choice as driving processes for the dynamics of credit spreads; see Cont and Kan (2011), p. 118, where the observation that the jumps in the spreads are tied not only to defaults in the underlying portfolio is stated.

Before giving a precise characterization of the driving process, let us describe the aggregate loss process L in more detail. We assume that $L_t = \sum_{s \leq t} \Delta L_s$ is an \mathcal{I} -valued nondecreasing marked point process with absolutely continuous \mathbb{Q}^* -compensator

$$(6) \quad \nu^L(dt, dy) = F_t^L(dy)dt,$$

where F^L is a transition kernel from $(\Omega \times [0, T^*], \mathcal{P})$ into $(\mathbb{R}, \mathcal{B}(\mathbb{R}))$ and \mathcal{P} denotes the predictable σ -algebra on $\Omega \times [0, T^*]$.

Note that L is a semimartingale with finite variation and with canonical representation

$$L = x * \mu^L = x * (\mu^L - \nu^L) + x * \nu^L,$$

where μ^L denotes its random measure of jumps. Moreover, L is a special semimartingale since its jumps are bounded by 1.

The indicator process $\mathbf{1}_{\{L_t \leq x\}}$ is a càdlàg, decreasing process with intensity process

$$(7) \quad \lambda(t, x) = F_t^L((x - L_t, 1] \cap \mathcal{I});$$

i.e., the process

$$(8) \quad M_t^x = \mathbf{1}_{\{L_t \leq x\}} + \int_0^t \mathbf{1}_{\{L_s \leq x\}} \lambda(s, x) ds$$

is a \mathbb{Q}^* -martingale (see Filipović, Overbeck, and Schmidt (2011), Lemma 3.1).

Let us provide an example for the loss process L . Note that the process defined in Remark 2.1 is also an example for L .

Example 3.1. Consider a compound Poisson process $Z = (Z_t)_{t \geq 0}$ with only positive jumps, defined as follows:

$$Z_t = \sum_{i=1}^{N_t} Y_i, \quad Z_0 = 0,$$

where $N = (N_t)_{t \geq 0}$ is a Poisson process with intensity c , and $Y_i, i \in \mathbb{N}$, are mutually independent and identically distributed (i.i.d.) random variables, independent of N , with distribution P^Y on \mathbb{R}^+ (e.g., take P^Y to be a Gamma or an exponential distribution). The Lévy measure of Z is given by $F^Z = cP^Y$. Next, we define the process $L = (L_t)_{t \geq 0}$ by

$$L_t := f(Z_t),$$

where $f : \mathbb{R}^+ \rightarrow [0, 1]$ is given by $f(x) = 1 - e^{-x}$. Since f is a nondecreasing function, L is a nondecreasing process taking values in $[0, 1]$. Moreover, it is a pure-jump process by definition. The jumps of L are given by

$$\Delta L_t = e^{-Z_{t-}} f(\Delta Z_t).$$

Hence, F_t^L equals

$$(9) \quad F_t^L(E) = \int_{\mathbb{R}^+} \mathbf{1}_E(e^{-Z_{t-}} f(x)) F^Z(dx) = \int_{\mathbb{R}^+} c \mathbf{1}_E(e^{-Z_{t-}} f(x)) P^Y(dx)$$

for $E \in \mathcal{B}(\mathbb{R}^+ \setminus \{0\})$, which completes the example.

We let X be an \mathbb{R}^d -valued time-inhomogeneous Lévy process on the stochastic basis $(\Omega, \mathcal{G}, \mathbb{G}, \mathbb{Q}^*)$ with $X_0 = 0$ a.s. and canonical representation given by

$$(10) \quad X_t = W_t + \int_0^t \int_{\mathbb{R}^d} x(\mu - \nu)(ds, dx),$$

where W is a d -dimensional standard Brownian motion with respect to \mathbb{Q}^* , μ is the random measure of jumps of X and ν such that $\nu(dt, dx) = F_t(dx)dt$ is its \mathbb{Q}^* -compensator. To ensure the existence of representation (10) we assume the following:

(A1) There exist constants $\tilde{C}, \varepsilon > 0$ such that

$$\sup_{0 \leq t \leq T^*} \left(\int_{|y| > 1} \exp\langle u, y \rangle F_t(dy) \right) < \infty$$

for every $u \in [-(1 + \varepsilon)\tilde{C}, (1 + \varepsilon)\tilde{C}]^d$.

This assumption entails the *existence of exponential moments* of X , i.e., $\mathbb{E}^*[\exp\langle u, X_t \rangle] < \infty$ for all $t \in [0, T^*]$ and u as above; cf. Lemma 6 in Eberlein and Kluge (2006).

The main ingredient for our model is the specification of the dynamics of the *credit spreads* via specification of H . We assume that

$$(11) \quad \begin{aligned} H(t, T_k, x) = & H(0, T_k, x) \exp \left(\int_0^t a(s, T_k, x) ds + \int_0^t b(s, T_k, x) dX_s \right. \\ & \left. + \int_0^t \int_{\mathcal{I}} c(s, T_k, x; y) \mu^L(ds, dy) \right), \end{aligned}$$

where we impose the following assumptions (\mathcal{O} and \mathcal{P} denote, respectively, the optional and the predictable σ -algebra on $(\Omega \times [0, T^*])$):

(A2) For all T_k there is an \mathbb{R}_+^d -valued process $b(s, T_k, x)$, which as a function of $(s, x) \mapsto b(s, T_k, x)$ is $\mathcal{P} \otimes \mathcal{B}(\mathcal{I})$ -measurable. Moreover,

$$\sup_{s \in [0, T^*], x \in \mathcal{I}, \omega \in \Omega} \sum_{k=1}^{n-1} b^j(s, T_k, x) \leq \tilde{C}$$

for every coordinate $j \in \{1, \dots, d\}$, where $\tilde{C} > 0$ is the constant from (A1). If $s > T_k$, then $b(s, T_k, x) = 0$.

(A3) For all T_k there is an \mathbb{R} -valued process $c(s, T_k, x; y)$, which is called the *contagion* parameter and which as a function of $(s, x, y) \mapsto c(s, T_k, x; y)$ is $\mathcal{P} \otimes \mathcal{B}(\mathcal{I}) \otimes \mathcal{B}(\mathcal{I})$ -measurable. We also assume

$$\sup_{s \leq T_k, x, y \in \mathcal{I}, \omega \in \Omega} |c(s, T_k, x; y)| < \infty$$

and $c(s, T_k, x; y) = 0$ for $s > T_k$.

(A4) The initial term structure $P(0, T_k, x)$ is strictly positive and strictly decreasing in k and satisfies

$$F(0, T_k, x) = \frac{P(0, T_k, x)}{P(0, T_k)} \geq \frac{P(0, T_{k+1}, x)}{P(0, T_{k+1})} = F(0, T_{k+1}, x).$$

The drift term $a(\cdot, T_k, \cdot)$, for every T_k , is an \mathbb{R} -valued, $\mathcal{O} \otimes \mathcal{B}(\mathcal{I})$ -measurable process such that $a(s, T_k, x) = 0$ for $s > T_k$, which will be specified later. Note that this together with assumptions (A2) and (A3) implies that $H(t, T_i, x)$ remains constant after T_i , i.e., $H(t, T_i, x) = H(T_i, T_i, x)$ for $t \geq T_i$.

Remark 3.2. Specifying the dynamics of H in this way, we allow for two kinds of jumps: the jumps caused by market forces, represented by the time-inhomogeneous Lévy process X , and the jumps caused by defaults in the portfolio, represented through the aggregate loss process L , which allows for contagion effects.

4. The forward measures. In a short excursion we recall the most important results from default-free Libor models and introduce the forward martingale measures.

In default-free discrete tenor models the forward martingale measures are constructed by backward induction, together with the forward Libor rates. The measure $\mathbb{Q}^* = \mathbb{Q}_{T^*} = \mathbb{Q}_{T_n}$ plays the role of the forward measure associated with the settlement date T_n and is called the *terminal forward measure*. We shall write W^{T_n} for W and ν^{T_n} for ν when we wish to emphasize that \mathbb{Q}^* is the terminal forward measure.

The forward measure \mathbb{Q}_{T_k} is defined on $(\Omega, \mathcal{G}_{T_k})$ by its Radon–Nikodym derivative with respect to \mathbb{Q}_{T_n} , i.e.,

$$(12) \quad \frac{d\mathbb{Q}_{T_k}}{d\mathbb{Q}_{T_n}} \Big|_{\mathcal{G}_t} = \frac{P(0, T_n)}{P(0, T_k)} \frac{P(t, T_k)}{P(t, T_n)}.$$

We assume that this density has the following representation as a stochastic exponential:

$$(13) \quad \frac{d\mathbb{Q}_{T_k}}{d\mathbb{Q}_{T_n}} \Big|_{\mathcal{G}_t} = \mathcal{E}_t \left(\int_0^\cdot \alpha(s, T_k) dW_s + \int_0^\cdot \int_{\mathbb{R}^d} (\beta(s, T_k, y) - 1) (\mu - \nu)(ds, dy) \right),$$

where $\alpha \in L(W)$ and $\beta \in G_{\text{loc}}(\mu)$ in the sense of Theorem III.7.23 in [Jacod and Shiryaev \(2003\)](#); for definitions of $L(W)$ and $G_{\text{loc}}(\mu)$ see the same textbook, pp. 207 and 72, respectively. Then, applying Girsanov’s theorem, we deduce that

$$(14) \quad W_t^{T_k} := W_t - \int_0^t \alpha(s, T_k) ds$$

is a d -dimensional standard Brownian motion with respect to \mathbb{Q}_{T_k} and

$$(15) \quad \nu^{T_k}(ds, dy) := \beta(s, T_k, y) \nu(ds, dy) = F_s^{T_k}(dy) ds$$

is the \mathbb{Q}_{T_k} -compensator of μ , where $F_s^{T_k}(dy) = \beta(s, T_k, y) F_s(dy)$. See [Eberlein and Özkan \(2005\)](#), section 4, pp. 338–342 for the detailed construction of Libor rates which are driven by a Lévy process.

We denote by $\nu^{L, T_k}(dt, dx) = F_t^{L, T_k}(dx)dt$ the \mathbb{Q}_{T_k} -compensator of the random measure μ^L of the jumps of the loss process. The existence of F_t^{L, T_k} follows in the same way as the existence of $F_t^{T_k}$ in (15).

Remark 4.1 (constant term structure). Note that if the price processes for default-free bonds $(P(t, T_k))_{0 \leq t \leq T_k}$ are constant and consequently equal to 1 for every $k = 1, \dots, n$, all forward measures coincide, i.e.,

$$\mathbb{Q}_{T_1} = \dots = \mathbb{Q}_{T_n} = \mathbb{Q}^*.$$

5. Absence of arbitrage. The goal of this section is to identify conditions which guarantee absence of arbitrage in our setting. It is well known that the model is free of arbitrage if all (T_k, x) -bonds discounted with a suitable numeraire are local martingales and we choose default-free bonds as numeraires.

The quantity $F(t, T_{j(t)}, x)$ given in (5) is the forward bond price for the closest maturity from time t (typically less than 3 months). In the following discussion of absence of arbitrage we do not have to consider this particular forward bond price. The reason for this is that the market trades only financial instruments whose first tenor date (payment date) is at least a full tenor period away. As a consequence, we consider $P(\cdot, T_k, x)$ as traded assets, with $k \in \{2, \dots, n\}$, and study the question of whether $(F(t, T_k, x))_{0 \leq t \leq T_{k-1}}$ are \mathbb{Q}_{T_k} -local martingales for any $k \in \{2, \dots, n\}$. The following lemma shows that the numeraires can be interchanged arbitrarily.

Lemma 5.1. *There is equivalence between the following:*

(a) *For each $k = 2, \dots, n$ the process*

$$(F(t, T_k, x))_{0 \leq t \leq T_{k-1}}$$

is a \mathbb{Q}_{T_k} -local martingale.

(b) *For each $k, i = 2, \dots, n$ the process*

$$\left(\frac{P(t, T_k, x)}{P(t, T_i)} \right)_{0 \leq t \leq T_i \wedge T_{k-1}}$$

is a \mathbb{Q}_{T_i} -local martingale.

Proof. It suffices to note that for fixed $i, k \in \{2, \dots, n\}$ such that $i \geq k$ (the other case is treated in the same way) we have

$$\frac{P(t, T_k, x)}{P(t, T_i)} = F(t, T_k, x) \frac{P(t, T_k)}{P(t, T_i)},$$

where $F(\cdot, T_k, x) = \frac{P(\cdot, T_k, x)}{P(\cdot, T_k)}$ is a \mathbb{Q}_{T_k} -local martingale by (a) and $\frac{P(\cdot, T_k)}{P(\cdot, T_i)}$ is the density process of the measure \mathbb{Q}_{T_k} relative to \mathbb{Q}_{T_i} , up to a norming constant (cf. (12)). Then $\frac{P(\cdot, T_k, x)}{P(\cdot, T_i)}$ is a \mathbb{Q}_{T_i} -local martingale by Proposition III.3.8 in Jacod and Shiryaev (2003). The implication (a) \Rightarrow (b) is thus shown. (b) \Rightarrow (a) is obvious. ■

Now regarding the discussion at the beginning of this section, we specify (5) further as follows:

$$(16) \quad F(t, T_k, x) := \mathbf{1}_{\{L_t \leq x\}} \prod_{i=0}^{k-1} H(t, T_i, x)$$

for any $0 \leq t \leq T_{k-1}$, with $H(t, T_i, x)$ given by (11). Recall that $H(t, T_i, x)$ remains constant for $t > T_i$ by assumption. We examine conditions for absence of arbitrage, i.e., necessary and sufficient conditions for the (T_k, x) -forward price process $F(\cdot, T_k, x)$ being a local martingale under the forward measure \mathbb{Q}_{T_k} for $k = 2, \dots, n$.

Set

$$(17) \quad D(t, T_k, x) := \sum_{i=1}^{k-1} a(t, T_i, x) + \frac{1}{2} \left\| \sum_{i=1}^{k-1} b(t, T_i, x) \right\|^2 + \left\langle \sum_{i=1}^{k-1} b(t, T_i, x), \alpha(t, T_k) \right\rangle + \int_{\mathbb{R}^d} \left(e^{\langle \sum_{i=1}^{k-1} b(t, T_i, x), y \rangle} - 1 - \left\langle \sum_{i=1}^{k-1} b(t, T_i, x), y \right\rangle \beta(t, T_k, y)^{-1} \right) F_t^{T_k}(dy),$$

where α and β were introduced in (13). Recall that $\nu^{L, T_k}(dt, dx) = F_t^{L, T_k}(dx)dt$ is the \mathbb{Q}_{T_k} -compensator of the random measure of jumps μ^L . Analogously to (8), we get that

$$(18) \quad M_t^{x, T_k} := \mathbf{1}_{\{L_t \leq x\}} + \int_0^t \mathbf{1}_{\{L_s \leq x\}} \lambda^{T_k}(s, x) ds$$

is a \mathbb{Q}_{T_k} -martingale, where $\lambda^{T_k}(t, x) := F_t^{L, T_k}((x - L_t, 1] \cap \mathcal{I})$. By λ^1 we denote the Lebesgue measure on \mathbb{R} .

Theorem 5.2. *Assume that (A1)–(A4) are in force, and let $k \in \{2, \dots, n\}$, $x \in \mathcal{I}$. Then the process $(F(t, T_k, x))_{0 \leq t \leq T_{k-1}}$ given by (16) is a \mathbb{Q}_{T_k} -local martingale if and only if*

$$(19) \quad D(t, T_k, x) = \lambda^{T_k}(t, x) - \int_{\mathcal{I}} \left(e^{\sum_{i=1}^{k-1} c(t, T_i, x; y)} - 1 \right) \mathbf{1}_{\{L_{t-} + y \leq x\}} F_t^{L, T_k}(dy)$$

on the set $\{L_t \leq x\}$, $\lambda^1 \otimes \mathbb{Q}_{T_k}$ -a.s.

Remark 5.3. Note that in the HJM term structure models, by considering the continuum of maturities one puts unnecessary restrictions on the model. It is a major advantage of models with discrete tenor structure that only those maturities which are traded in the market are considered. It will become clear in the various examples which are discussed in section 6 that the drift condition (19) can be satisfied while there is still a high degree of freedom to specify the intensity of the loss process. This is not the case in the HJM framework, where the risky short rate is directly connected to the intensity of the loss process; see equation (3.11) in Filipović, Overbeck, and Schmidt (2011). For example, we are able to specify the dynamics of the spreads and still have an *arbitrary* intensity of the loss process. Moreover, we are able to specify an affine version of the model which includes contagion.

Proof. We calculate first the dynamics of the forward price processes under the forward measures and then derive the drift conditions. We fix x and T_k and define

$$G(t) = G(t, k, x) := \prod_{i=0}^{k-1} H(t, T_i, x)$$

such that $F(t, T_k, x) = G(t)\mathbf{1}_{\{L_t \leq x\}}$. Using integration by parts yields

$$\begin{aligned} dF(t, T_k, x) &= G(t-)\mathbf{d}\mathbf{1}_{\{L_t \leq x\}} + \mathbf{1}_{\{L_{t-} \leq x\}}dG(t) + d[G, \mathbf{1}_{\{L_{\cdot} \leq x\}}]_t \\ &=: (1') + (2') + (3'). \end{aligned}$$

We deal separately with each of the above three summands. Regarding (1'), (18) yields

$$\begin{aligned} \mathbf{d}\mathbf{1}_{\{L_t \leq x\}} &= dM_t^{x, T_k} - \mathbf{1}_{\{L_t \leq x\}}\lambda^{T_k}(t, x)dt \\ &= \mathbf{1}_{\{L_{t-} \leq x\}}dM_t^{x, T_k} - \mathbf{1}_{\{L_{t-} \leq x\}}\lambda^{T_k}(t, x)dt \\ &= \mathbf{1}_{\{L_{t-} \leq x\}}\left(dM_t^{x, T_k} - \lambda^{T_k}(t, x)dt\right) \end{aligned}$$

since a short computation shows that $dM_t^{x, T_k} = \mathbf{1}_{\{L_{t-} \leq x\}}dM_t^{x, T_k}$. Hence,

$$\begin{aligned} (1') &= G(t-)\mathbf{1}_{\{L_{t-} \leq x\}}\left(dM_t^{x, T_k} - \lambda^{T_k}(t, x)dt\right) \\ &= F(t-, T_k, x)\left(dM_t^{x, T_k} - \lambda^{T_k}(t, x)dt\right). \end{aligned}$$

Regarding (2'), we obtain using (11)

$$\begin{aligned} G(t) &= G(0) \exp \left(\int_0^t \sum_{i=1}^{k-1} a(s, T_i, x) ds \right. \\ &\quad \left. + \int_0^t \sum_{i=1}^{k-1} b(s, T_i, x) dX_s + \int_0^t \int_{\mathcal{I}} \sum_{i=1}^{k-1} c(s, T_i, x; y) \mu^L(ds, dy) \right). \end{aligned}$$

By Itô's formula for semimartingales

$$\begin{aligned} (2') &= F(t-, T_k, x) \left(\left(\sum_{i=1}^{k-1} a(t, T_i, x) + \frac{1}{2} \left\| \sum_{i=1}^{k-1} b(t, T_i, x) \right\|^2 \right) dt \right. \\ &\quad + \sum_{i=1}^{k-1} b(t, T_i, x) dW_t + \int_{\mathbb{R}^d} \left(e^{\langle \sum_{i=1}^{k-1} b(t, T_i, x), y \rangle} - 1 \right) (\mu - \nu)(dt, dy) \\ &\quad + \int_{\mathbb{R}^d} \left(e^{\langle \sum_{i=1}^{k-1} b(t, T_i, x), y \rangle} - 1 - \left\langle \sum_{i=1}^{k-1} b(t, T_i, x), y \right\rangle \right) \nu(dt, dy) \\ (20) \quad &\quad \left. + \int_{\mathcal{I}} \left(e^{\sum_{i=1}^{k-1} c(t, T_i, x; y)} - 1 \right) \mu^L(dt, dy) \right). \end{aligned}$$

We finally incorporate the dynamics of the driving processes under the T_k -forward measure

and obtain by (14) and (15)

$$\begin{aligned}
 (2') &= F(t-, T_k, x) \left(\left(\sum_{i=1}^{k-1} a(t, T_i, x) + \frac{1}{2} \left\| \sum_{i=1}^{k-1} b(t, T_i, x) \right\|^2 \right. \right. \\
 &\quad \left. \left. + \left\langle \sum_{i=1}^{k-1} b(t, T_i, x), \alpha(t, T_k) \right\rangle \right) \right. \\
 &\quad \left. + \int_{\mathbb{R}^d} \left(e^{\langle \sum_{i=1}^{k-1} b(t, T_i, x), y \rangle} - 1 - \left\langle \sum_{i=1}^{k-1} b(t, T_i, x), y \right\rangle \beta(t, T_k, y)^{-1} \right) F_t^{T_k}(dy) \right. \\
 &\quad \left. + \int_{\mathcal{I}} \left(e^{\sum_{i=1}^{k-1} c(t, T_i, x; y)} - 1 \right) F_t^{L, T_k}(dy) \right) dt \\
 &\quad + \sum_{i=1}^{k-1} b(t, T_i, x) dW_t^{T_k} + \int_{\mathbb{R}^d} \left(e^{\langle \sum_{i=1}^{k-1} b(t, T_i, x), y \rangle} - 1 \right) (\mu - \nu^{T_k})(dt, dy) \\
 &\quad + \int_{\mathcal{I}} \left(e^{\sum_{i=1}^{k-1} c(t, T_i, x; y)} - 1 \right) (\mu^L - \nu^{L, T_k})(dt, dy).
 \end{aligned}$$

It remains to calculate the covariation part (3'). Since $\mathbf{1}_{\{L_t \leq x\}}$ does not have a continuous martingale part, we conclude that

$$[G, \mathbf{1}_{\{L_s \leq x\}}]_t = \sum_{s \leq t} \Delta G(s) \Delta \mathbf{1}_{\{L_s \leq x\}}.$$

Moreover,

$$\begin{aligned}
 \Delta \mathbf{1}_{\{L_s \leq x\}}(\omega) &= \mathbf{1}_{\{L_s \leq x\}}(\omega) - \mathbf{1}_{\{L_{s-} \leq x\}}(\omega) \\
 &= \begin{cases} -1 & \text{if } L_{s-}(\omega) \leq x \text{ and } L_s(\omega) > x, \\ 0 & \text{otherwise.} \end{cases}
 \end{aligned}$$

Therefore,

$$\Delta \mathbf{1}_{\{L_s \leq x\}} = -\mathbf{1}_{\{L_{s-} \leq x, L_s > x\}} = -\mathbf{1}_{\{L_{s-} \leq x, L_{s-} + \Delta L_s > x\}}$$

and it follows that

$$\Delta \mathbf{1}_{\{L_s \leq x\}} = \int_{\mathbb{R}} z \mu^{\mathbf{1}_{\{L_s \leq x\}}}(\{s\}, dz) = - \int_{\mathcal{I}} \mathbf{1}_{\{L_{s-} \leq x\}} \mathbf{1}_{\{L_{s-} + y > x\}} \mu^L(\{s\}, dy).$$

In (20) we already computed the dynamics of G , and hence we deduce that

$$(3') = -G(t-) \mathbf{1}_{\{L_{t-} \leq x\}} \int_{\mathcal{I}} \left(e^{\sum_{i=1}^{k-1} c(t, T_i, x; y)} - 1 \right) \mathbf{1}_{\{L_{t-} + y > x\}} \mu^L(dt, dy).$$

Summing up the calculations, we obtain on $\{F(t-, T_k, x) > 0\}$

$$\begin{aligned} \frac{dF(t, T_k, x)}{F(t-, T_k, x)} &= \left(-\lambda^{T_k}(t, x) + D(t, T_k, x) \right. \\ &\quad + \int_{\mathcal{I}} \left(e^{\sum_{i=1}^{k-1} c(t, T_i, x; y)} - 1 \right) F_t^{L, T_k}(dy) \\ &\quad \left. - \int_{\mathcal{I}} \left(e^{\sum_{i=1}^{k-1} c(t, T_i, x; y)} - 1 \right) \mathbf{1}_{\{L_{t-} + y > x\}} F_t^{L, T_k}(dy) \right) dt + d\tilde{M}_t \end{aligned}$$

for some local martingale \tilde{M} and with $D(t, T_k, x)$ given by (17). This concludes the proof. \blacksquare

Remark 5.4. If the driving process X does not have a Brownian part W (cf. (10)), then an inspection of the proof shows that the model is free of arbitrage if the drift condition (19) holds when the term $D(t, T_k, x)$ is replaced by

$$(21) \quad D(t, T_k, x) = \sum_{i=1}^{k-1} a(t, T_i, x) + \int_{\mathbb{R}^d} \left(e^{\langle \sum_{i=1}^{k-1} b(t, T_i, x), y \rangle} - 1 - \left\langle \sum_{i=1}^{k-1} b(t, T_i, x), y \right\rangle \beta(t, T_k, y)^{-1} \right) F_t^{T_k}(dy).$$

6. Examples. Up to now we defined the basic ingredients for specifying models with discrete tenor structure which are free of arbitrage. Note that these models can be calibrated to any given initial term structure. However, for a given family of intensities $(\lambda(t, x))_{t \geq 0, x \in \mathcal{I}}$ the drift has to satisfy condition (19). We shall now discuss some simple examples which already show the high degree of flexibility. Let us repeat that this is not the case in the HJM framework developed in Filipović, Overbeck, and Schmidt (2011) since the risky short rate in fact determines the form of the compensator of the loss process; see equation (5.1) in Filipović, Overbeck, and Schmidt (2011).

We start with any initial term structure, represented by a family $H(0, T_k, x)$ for $k = 0, \dots, n-1$ and $x \in \mathcal{I}$ and arbitrary intensities $(\lambda(t, x))_{t \geq 0, x \in \mathcal{I}}$.

In the following examples we consider the case with constant term structure; see Remark 4.1. In this case the T_k -forward measures coincide, and hence $\lambda^{T_k}(t, x) = \lambda(t, x)$, $\alpha(t, T_k) = 0$, $\beta(t, T_k, y) = 1$, $F_t^{T_k}(dy) = F_t(dy)$, and $F_t^{L, T_k}(dy) = F_t^L(dy)$.

Example 6.1 (Gaussian spread movements). This example will specify a simple d -factor Gaussian model. We consider no jumps in the spreads, i.e., $F_t(dy) = 0$ and $c = 0$ (no direct contagion). The volatilities $b(t, T_i, x)$ can be chosen arbitrarily such that (A2) is satisfied. Thereafter we proceed iteratively:

1. Let

$$a(t, T_1, x) = \lambda(t, x) - \frac{1}{2} \|b(t, T_1, x)\|^2.$$

2. For $k = 2, \dots, n-1$ let

$$a(t, T_k, x) = \frac{1}{2} \left(\left\| \sum_{i=1}^{k-1} b(t, T_i, x) \right\|^2 - \left\| \sum_{i=1}^k b(t, T_i, x) \right\|^2 \right).$$

Clearly, this model is free of arbitrage and can be calibrated to any given initial term structure. Note that the drift of the H with closest maturity compensates the intensity $\lambda(t, x)$.

Example 6.2 (Lévy driven spread movements without Gaussian component). We assume pure-jump spread movements such that (21) holds. With $c = 0$, we proceed analogously to the Gaussian example and start with arbitrary $F_t(dy)$ and $b(t, T_i, x)$ such that (A1) and (A2) are satisfied:

1. Define

$$a(t, T_1, x) = \lambda(t, x) - \int_{\mathbb{R}^d} \left(e^{\langle b(t, T_1, x), y \rangle} - 1 - \langle b(t, T_1, x), y \rangle \right) F_t(dy).$$

2. For $k = 2, \dots, n - 1$ define

$$\begin{aligned} a(t, T_k, x) &= \int_{\mathbb{R}^d} \left(e^{\langle \sum_{i=1}^{k-1} b(t, T_i, x), y \rangle} - 1 - \left\langle \sum_{i=1}^{k-1} b(t, T_i, x), y \right\rangle \right) F_t(dy) \\ &\quad - \int_{\mathbb{R}^d} \left(e^{\langle \sum_{i=1}^k b(t, T_i, x), y \rangle} - 1 - \left\langle \sum_{i=1}^k b(t, T_i, x), y \right\rangle \right) F_t(dy). \end{aligned}$$

Example 6.3 (contagion). Next, we incorporate a direct contagion; i.e., c does not vanish. We continue with the Lévy setting of Example 6.2. Contagion can be specified via the function c : if the loss process has a jump of size y at t , then

$$H(t, T_k, x) = H(t-, T_k, x) e^{c(t, T_k, x; y)}$$

since X and L do not jump simultaneously. We can specify an arbitrage-free model with the following steps:

1. Let

$$\begin{aligned} a(t, T_1, x) &= \lambda(t, x) - \int_{\mathbb{R}^d} \left(e^{\langle b(t, T_1, x), y \rangle} - 1 - \langle b(t, T_1, x), y \rangle \right) F_t(dy) \\ &\quad - \int_{\mathcal{I}} \left(e^{c(t, T_1, x; y)} - 1 \right) \mathbf{1}_{\{L_{t-} + y \leq x\}} F_t^L(dy). \end{aligned}$$

2. For $k = 2, \dots, n - 1$ let

$$\begin{aligned} a(t, T_k, x) &= \int_{\mathbb{R}^d} \left(e^{\langle \sum_{i=1}^{k-1} b(t, T_i, x), y \rangle} - 1 - \left\langle \sum_{i=1}^{k-1} b(t, T_i, x), y \right\rangle \right) F_t(dy) \\ &\quad + \int_{\mathcal{I}} \left(e^{\sum_{i=1}^{k-1} c(t, T_i, x; y)} - 1 \right) \mathbf{1}_{\{L_{t-} + y \leq x\}} F_t^L(dy) \\ &\quad - \int_{\mathbb{R}^d} \left(e^{\langle \sum_{i=1}^k b(t, T_i, x), y \rangle} - 1 - \left\langle \sum_{i=1}^k b(t, T_i, x), y \right\rangle \right) F_t(dy) \\ &\quad - \int_{\mathcal{I}} \left(e^{\sum_{i=1}^k c(t, T_i, x; y)} - 1 \right) \mathbf{1}_{\{L_{t-} + y \leq x\}} F_t^L(dy). \end{aligned}$$

For some applications it may be interesting to simplify this setting further. As examples we discuss *additive* and *multiplicative* jumps in H :

1. *Additive jumps.* We choose (deterministic) functions $C(t, x)$ and let

$$e^{c(t, T_k, x; y)} := H(t-, T_k, x)^{-1} y C(T_k - t, x) + 1.$$

This yields a jump of size $\Delta L_t C(T_k - t, x)$ of H at time t , i.e.,

$$H(t, T_k, x) = H(t-, T_k, x) + \Delta L_t C(T_k - t, x),$$

while the specification

$$e^{c(t, T_k, x; y)} := (1 + H(t-, T_k, x) y C(T_k - t, x))^{-1}$$

yields a jump of size $\delta_k^{-1} \Delta L_t C(T_k - t, x)$ in the credit spread as defined in formula (4):

$$cs(t, T_k, x) = cs(t-, T_k, x) + \delta_k^{-1} \Delta L_t C(T_k - t, x).$$

2. *Multiplicative jumps.* Again we choose (deterministic) functions $C(t, x)$ and let

$$e^{c(t, T_k, x; y)} := y C(T_k - t, x).$$

In this case,

$$H(t, T_k, x) = H(t-, T_k, x) \Delta L_t C(T_k - t, x),$$

and in the drift condition we have the following simplification:

$$(22) \quad \begin{aligned} & \int_{\mathcal{I}} \left(e^{\sum_{i=1}^{k-1} c(t, T_i, x; y)} - 1 \right) \mathbf{1}_{\{L_{t-} + y \leq x\}} F_t^L(dy) \\ &= \int_{\mathcal{I}} \left(y^{k-1} \prod_{i=1}^{k-1} C(T_i - t, x) - 1 \right) \mathbf{1}_{\{L_{t-} + y \leq x\}} F_t^L(dy). \end{aligned}$$

This expression depends on the distribution of the losses via F_t^L . For various approaches concerning the dependence on the loss process see [Cont, Deguest, and Kan \(2010\)](#).

Example 6.4 (relation to a bottom-up model). Continuing Remark 2.1 we consider a bottom-up model with m entities and associated default times τ_1, \dots, τ_m . The loss process is

$$L_t = \sum_{i=1}^m \mathbf{1}_{\{\tau_i \leq t\}} q_i,$$

where q_i is the loss given default of entity i . Assume that q_i are constant and τ_i has default intensity λ_i ; that is,

$$\mathbf{1}_{\{\tau_i \leq t\}} - \int_0^t \mathbf{1}_{\{\tau_i > s\}} \lambda_i(s) ds$$

is a martingale for $i = 1, \dots, m$. Then the compensator of L is

$$\nu^L(dt, dx) = F_t^L(dx)dt = \sum_{i=1}^m \lambda_i(t) \mathbf{1}_{\{\tau_i > t\}} \delta_{\{q_i\}}(dx)dt.$$

For intuition consider i.i.d. exponentially distributed τ_i where the intensity parameter is λ and $q_i = q$. Then

$$F_t^L(dx) = \lambda \sum_{i=1}^m \mathbf{1}_{\{\tau_i > t\}} \delta_{\{q\}}(dx) = \lambda(m - q^{-1}L_t) \delta_{\{q\}}(dx).$$

Note that the compensator naturally depends on the number of defaults that have occurred already: as fewer and fewer entities remain in the pool, the intensity for a further loss decreases.

7. An affine specification. Affine processes are a powerful tool for yield curve modeling because they represent a rich class of processes, allowing for jumps and stochastic volatility, while still retaining a high degree of tractability; see Cuchiero, Filipović, and Teichmann (2010) and Errais, Giesecke, and Goldberg (2010) for self-exciting affine processes. To our knowledge Duffie and Gârleanu (2001) is the first paper using affine jump diffusions for modeling of stochastic intensities of single obligors in a dynamic bottom-up credit portfolio model. This section will illustrate how these processes can be used in our setup. Note that this is very different from the setting in Filipović, Overbeck, and Schmidt (2011); already Example 6.1 illustrates that Gaussian behavior of the spreads in a model with discrete tenor structure is possible, while in their setting this would generate arbitrage possibilities; see also Remark 5.3. Moreover, in our approach we are able to find an affine specification which includes contagion, as we will show in the following.

For simplicity we discuss only the case of affine processes which are driven by a diffusion and a constant term structure as in Remark 4.1. Denote by $\mathcal{T} := \{T_0, \dots, T_n\}$ the tenor structure, and let $\mathcal{Z} \subset \mathbb{R}^d$ be some closed state space with nonempty interior. Consider a d -dimensional Brownian motion W , and let μ be defined on \mathcal{Z} by

$$\mu(z) = \mu_0 + \sum_{i=1}^d \mu_i z_i$$

for some vectors $\mu_i \in \mathbb{R}^d$, $i = 0, \dots, d$. Furthermore, we assume that σ is defined on \mathcal{Z} with values in $\mathbb{R}^{d \times d}$ such that

$$(23) \quad \frac{1}{2} \sigma(z)^\top \sigma(z) = \nu_0 + \sum_{i=1}^d \nu_i z_i$$

for some matrices $\nu_i \in \mathbb{R}^{d \times d}$, $i = 0, \dots, d$. For any $z \in \mathcal{Z}$ we denote by $Z = Z^z$ the continuous, unique strong solution of

$$dZ_t = \mu(Z_t)dt + \sigma(Z_t)dW_t, \quad Z_0 = z.$$

The class of models we consider is of the form

$$(24) \quad H(t, T_k, x) = \exp \left(A(t, T_k, x) + B(t, T_k, x)^\top Z_t + \int_0^t \int_I c(s, T_k, x, L_{s-}; y) \mu^L(ds, dy) + \int_0^t d(s, T_k, x, L_{s-}, Z_s) ds \right).$$

The first line is the part which is affine, while the second part considers a contagion term which can have arbitrary dependence on L but no dependence on Z . The term d defines a drift which will compensate default and contagion risk. The assumptions on the functions A , B , c , and d are as follows:

(B1) A and B satisfy the following system of Riccati equations:

$$(25) \quad -\partial_t A(t, T_k, x) = B(t, T_k, x)^\top \mu_0 + B(t, T_k, x)^\top 2\nu_0 \sum_{i=1}^k B(t, T_i, x) - B(t, T_k, x)^\top \nu_0 B(t, T_k, x),$$

$$(26) \quad -\partial_t B(t, T_k, x)_j = B(t, T_k, x)^\top \mu_j + B(t, T_k, x)^\top 2\nu_j \sum_{i=1}^k B(t, T_i, x) - B(t, T_k, x)^\top \nu_j B(t, T_k, x)$$

for $0 \leq t \leq T_k$.

(B2) The function $c : \mathbb{R}^+ \times \mathcal{T} \times \mathcal{I} \times \mathcal{I} \times \mathcal{I}$ satisfies

$$\sup_{t \leq T_k, x, l, y \in \mathcal{I}} |c(t, T_k, x, l; y)| < \infty.$$

(B3) The compensator of the loss process satisfies $F_t^L(A) = m(t, L_{t-}, Z_t, A)$ for all $A \in \mathcal{B}(\mathcal{I})$, where $m(t, l, z, \cdot)$ is a σ -finite Borel measure for each $(t, l, z) \in \mathbb{R}^+ \times \mathcal{I} \times \mathcal{Z}$. Moreover, m is affine, i.e.,

$$m(t, l, z, \cdot) = m_0(t, l, \cdot) + \sum_{i=1}^d m_i(t, l, \cdot) z_i$$

for some $m_i : \mathbb{R}^+ \times \mathcal{I} \times \mathcal{B}(\mathcal{I}) \rightarrow \mathbb{R}^+$, $i = 0, \dots, d$.

(B4) The additional drift is affine, i.e.,

$$d(t, T_k, x, l, z) = d_0(t, T_k, x, l) + \sum_{i=1}^d d_i(t, T_k, x, l) z_i, \quad k = 1, \dots, n,$$

and

$$d_i(t, T_1, x, l) = \int_{\mathcal{I}} \left(1 - e^{c(t, T_1, x, l; y)} \mathbf{1}_{\{y \leq x-l\}} \right) m_i(t, l, dy),$$

$$d_i(t, T_k, x, l) = \int_{\mathcal{I}} \left(e^{\sum_{j=1}^{k-1} c(t, T_j, x, l; y)} - e^{\sum_{j=1}^k c(t, T_j, x, l; y)} \right) \mathbf{1}_{\{y \leq x-l\}} m_i(t, l, dy)$$

for $i = 0, \dots, d$ and $k = 2, \dots, n$.

Remark 7.1. Note that in (B3) we require $m(t, l, z, \cdot)$ not to be a signed measure. This implies restrictions on m_i depending on the state space: if $\mathcal{Z} = \mathbb{R}^{d_1} \times (\mathbb{R}^+)^{d_2}$, with $d_1 > 0$ and $d = d_1 + d_2$, then $m_i(t, l, \cdot) = 0$ for $i = 1, \dots, d_1$, as otherwise there exist $z \in \mathcal{Z}$ such that

$$m_0(t, l, A) + \sum_{i=1}^d m_i(t, l, A) z_i < 0$$

for some l and A . This contradicts $F_t^L(A) = m(t, L_{t-}, Z_t, A) \geq 0$.

We assume that all functions which appear here are càdlàg in each variable.

The input parameters for the model are the coefficients μ_i, ν_i , as well as the contagion function c and the Borel-measures $m_i, i = 0, \dots, d$. Note that we do not need to specify boundary conditions on the Riccati equations. They can be used to improve the fit on the initial term structure. The following proposition shows that the above conditions lead indeed to an arbitrage-free model.

Proposition 7.2. *Assume (B1)–(B4). Then $(F(t, T_k, x))_{0 \leq t \leq T_{k-1}}$ given by (16) with H as in (24) are \mathbb{Q}^* -local martingales.*

We start with a small lemma which is proved directly by applying Itô’s formula.

Lemma 7.3. *Consider H as in (24), and assume that A and B are differentiable in t with càdlàg derivatives. Then H can be represented as in (11) with*

$$a(t, T_k, x) = \partial_t A(t, T_k, x) + \partial_t B(t, T_k, x)^\top Z_t + B(t, T_k, x)^\top \mu(Z_t) + d(t, T_k, x, L_{t-}, Z_t),$$

$$b(t, T_k, x) = B(t, T_k, x)^\top \sigma(Z_t),$$

$$c(t, T_k, x; y) = c(t, T_k, x, L_{t-}; y).$$

Proof of Proposition 7.2. Note that all assumptions of Theorem 5.2 are satisfied. In particular, (A1) is trivially true since F_t is 0 as a consequence of the continuity of (Z_t) . At the same time this allows us to choose \tilde{C} in (A1) equal to infinity, and (A2) follows.

Our aim is to show that the drift condition (19) is satisfied. In this regard, consider the case where X is the d -dimensional Brownian motion W . We compute

$$\begin{aligned}
& \sum_{i=1}^{k-1} a(t, T_i, x) + \frac{1}{2} \left\| \sum_{i=1}^{k-1} b(t, T_i, x) \right\|^2 \\
& + \int_{\mathcal{I}} \left(e^{\sum_{i=1}^{k-1} c(t, T_i, x; y)} - 1 \right) \mathbf{1}_{\{L_{t-} + y \leq x\}} F_t^L(dy) - \lambda(t, x) \\
& = \sum_{i=1}^{k-1} \left(\partial_t A(t, T_i, x) + \partial_t B(t, T_i, x)^\top Z_t + B(t, T_i, x)^\top \mu(Z_t) \right) \\
& + \frac{1}{2} \left\| \sum_{i=1}^{k-1} B(t, T_i, x)^\top \sigma(Z_t) \right\|^2 \\
(27) \quad & + \sum_{i=1}^{k-1} d(t, T_i, x, L_{t-}, Z_t) \\
(28) \quad & + \int_{\mathcal{I}} \left(e^{\sum_{i=1}^{k-1} c(t, T_i, x, L_{t-}; y)} - 1 \right) \mathbf{1}_{\{L_{t-} + y \leq x\}} m(t, L_{t-}, Z_t, dy) - \lambda(t, x).
\end{aligned}$$

Note that according to (7), $\lambda(t, x) = m(t, L_{t-}, Z_t, (x - L_{t-}, 1] \cap \mathcal{I})$. Now we consider the equation above for all possible values $l \in \mathcal{I}$ of L_t and $z \in \mathcal{Z}$ of Z_t . We have that $m(t, l, z, [0, x - l] \cap \mathcal{I}) + m(t, l, z, (x - l, 1] \cap \mathcal{I}) = m(t, l, z, \mathcal{I})$, and we obtain

$$(28) = \int_{\mathcal{I}} e^{\sum_{i=1}^{k-1} c(t, T_i, x, l; y)} \mathbf{1}_{\{l + y \leq x\}} m(t, l, z, dy) - m(t, l, z, \mathcal{I}).$$

We set $z_0 \equiv 1$ to simplify the notation. By (B4), we obtain

$$\begin{aligned}
(27) & = d(t, T_1, x, l, z) + \sum_{i=2}^{k-1} d(t, T_i, x, l, z) \\
& = \sum_{j=0}^d z_j \left(\int_{\mathcal{I}} \left(1 - e^{c(t, T_1, x, l; y)} \mathbf{1}_{\{y \leq x - l\}} \right) m_j(t, l, dy) \right. \\
& \quad \left. + \sum_{i=2}^{k-1} \int_{\mathcal{I}} \left(e^{\sum_{j'=1}^{i-1} c(t, T_{j'}, x, l; y)} - e^{\sum_{j'=1}^i c(t, T_{j'}, x, l; y)} \right) \mathbf{1}_{\{y \leq x - l\}} m_j(t, l, dy) \right) \\
& = \sum_{j=0}^d z_j \left(\int_{\mathcal{I}} \left(1 - e^{\sum_{j'=1}^{k-1} c(t, T_{j'}, x, l; y)} \mathbf{1}_{\{y \leq x - l\}} \right) m_j(t, l, dy) \right) \\
& = \int_{\mathcal{I}} \left(1 - e^{\sum_{j'=1}^{k-1} c(t, T_{j'}, x, l; y)} \mathbf{1}_{\{y \leq x - l\}} \right) m(t, l, z, dy).
\end{aligned}$$

Hence, (27) + (28) = 0. Our final step consists in proving that

$$(29) \quad 0 = \sum_{i=1}^{k-1} \left(\partial_t A(t, T_i, x) + \partial_t B(t, T_i, x)^\top z + B(t, T_i, x)^\top \mu(z) \right) + \frac{1}{2} \left\| \sum_{i=1}^{k-1} B(t, T_i, x)^\top \sigma(z) \right\|^2.$$

As this equation is affine in z , i.e., of the form $\sum_{i=0}^d \alpha_i z_i$, it is sufficient to show that $\alpha_i = 0$ for $i = 0, \dots, d$. First, we consider α_0 and show that

$$(30) \quad 0 = \sum_{i=1}^{k-1} \left(\partial_t A(t, T_i, x) + B(t, T_i, x)^\top \mu_0 \right) + \sum_{i,j=1}^{k-1} B(t, T_i, x)^\top \nu_0 B(t, T_j, x).$$

Note that (23) implies that ν_j is symmetric for any $j = 1, \dots, d$. Hence, by (B1),

$$\begin{aligned} 0 &= \sum_{i=1}^{k-1} \left(\partial_t A(t, T_i, x) + B(t, T_i, x)^\top \mu_0 \right) \\ &\quad + \sum_{i=1}^{k-1} B(t, T_i, x)^\top \nu_0 \sum_{j=1}^i B(t, T_j, x) \\ &\quad + \sum_{i=1}^{k-1} B(t, T_i, x)^\top \nu_0 \sum_{j=1}^i B(t, T_j, x) \\ &\quad - \sum_{i=1}^{k-1} B(t, T_i, x)^\top \nu_0 B(t, T_i, x), \end{aligned}$$

and this is exactly (30). In a similar way, (B1) yields

$$0 = \sum_{i=1}^{k-1} \left(\partial_t B(t, T_i, x)_j + B(t, T_i, x)^\top \mu_j \right) + \sum_{i,l=1}^{k-1} B(t, T_i, x)^\top \nu_j B(t, T_l, x)$$

for $j = 1, \dots, d$ such that (29) is proven. Summarizing, we obtain that the drift condition (19) holds, and we conclude by Theorem 5.2. ■

Remark 7.4. The previous proof shows that the coupled Riccati equations for A and B may be simplified by considering

$$A^k(t, x) := \sum_{i=1}^k A(t, T_i, x), \quad B^k(t, x) := \sum_{i=1}^k B(t, T_i, x).$$

Then (25) and (26) are equivalent to

$$(31) \quad -\partial_t A^k(t, x) = B^k(t, x) \mu_0 + B^k(t, x)^\top \nu_0 B^k(t, x),$$

$$(32) \quad -\partial_t B^k(t, x)_j = B^k(t, x) \mu_j + B^k(t, x)^\top \nu_j B^k(t, x)$$

for $k = 1, \dots, n$ and $j = 1, \dots, d$. Equations (31) and (32) are the classical Riccati equations for multivariate affine processes. In dimension $d = 1$ the solutions are well known, while in the general case efficient numerical schemes are available to compute A^k and B^k .

Up to now the modeling was quite general. In the following example we give a concrete one-dimensional affine specification which is much simpler. We will use a two-dimensional extension later on in the section on calibration.

Example 7.5. We choose a Feller square-root process as a driver: consider $d = 1$ and $\mu_0 \geq 0$, $\mu_1 \in \mathbb{R}$ as well as $\nu_1 = \sigma^2/2$. Then

$$dZ_t = (\mu_0 + \mu_1 Z_t)dt + \sigma \sqrt{Z_t} dW_t,$$

with $Z_0 = z > 0$. The Feller condition $2\mu_1 > \sigma^2$ ensures positivity of Z . In this case the Riccati equations (31) and (32) have explicit solutions; see Cuchiero, Filipović, and Teichmann (2010), for example. The compensator of the loss process is specified via

$$m(t, l, z, dy) = m_0 + m_1 p_{\alpha, \beta}(dy)z,$$

where $p_{\alpha, \beta}$ is a Beta(α, β)-distribution. Finally, the contagion parameter is assumed to be a function of the loss process, i.e.,

$$c(t, T_k, x, l; y) = c(T_k - t, y).$$

Choosing c decreasing in y guarantees that upward jumps in the loss process lead to downward jumps in the price process and hence to upward jumps in the credit spreads. Computing the terms d_1, \dots, d_k by a simple numerical integration is the last step for specifying an arbitrage-free model.

8. Pricing of portfolio credit derivatives. In this section we study the valuation of portfolio credit derivatives. In particular, we focus our attention on single tranche CDOs (STCDOs) and call options on STCDOs.

8.1. STCDO. The valuation of derivatives can often be facilitated by using appropriate defaultable forward measures. We illustrate this by considering a standard instrument for investment in a credit pool, a so-called STCDO. An STCDO is specified by

- a collection of future dates (tenor dates) $T_1 < T_2 < \dots < T_m$,
- lower and upper detachment points $x_1 < x_2$ in $[0, 1]$, and
- a fixed spread S .

The STCDO offers a premium in exchanges for payments at defaults: the *premium leg* (received by the investor) consists of a series of payments equal to

$$(33) \quad S[(x_2 - L_{T_k})^+ - (x_1 - L_{T_k})^+],$$

received at T_k , $k = 1, \dots, m - 1$. Letting

$$(34) \quad f(x) := (x_2 - x)^+ - (x_1 - x)^+ = \int_{x_1}^{x_2} \mathbf{1}_{\{x \leq y\}} dy,$$

we have that (33) = $Sf(L_{T_k})$.

The *default leg* (paid by the investor) consists of a series of payments at times T_{k+1} , $k = 1, \dots, m - 1$, given by

$$(35) \quad f(L_{T_k}) - f(L_{T_{k+1}}).$$

This payment is nonzero only if $\Delta L_t \neq 0$ for some $t \in (T_k, T_{k+1}]$. In the literature alternative payment schemes can be found as well (see Filipović, Overbeck, and Schmidt (2011), for example). We have

$$(35) = \int_{x_1}^{x_2} [\mathbf{1}_{\{L_{T_k} \leq y\}} - \mathbf{1}_{\{L_{T_{k+1}} \leq y\}}] dy = \int_{x_1}^{x_2} \mathbf{1}_{\{L_{T_k} \leq y, L_{T_{k+1}} > y\}} dy.$$

Let us denote by $e(t, T_{k+1}, x)$ the value at time t of a payment given by $\mathbf{1}_{\{L_{T_k} \leq x, L_{T_{k+1}} > x\}}$ at the tenor date T_{k+1} . To calculate $e(t, T_{k+1}, x)$, it is convenient to replace the measure $\mathbb{Q}_{T_{k+1}}$ by a new one. As already discussed, the market trades only financial instruments whose first tenor date is at least a full tenor period away. In this regard we introduce a time horizon $\delta < T_1$ and consider the forward prices on $[0, \delta]$. Applying Theorem 5.2 with respect to the tenor structure $\{\delta, T_1, \dots, T_m\}$ yields an arbitrage-free construction of forward prices. Assume the following:

(A5) The processes $(F(t, T_k, x))_{0 \leq t \leq T_{k-1}}$ are true \mathbb{Q}_{T_k} -martingales for every $k = 2, \dots, n$ and $x \in \mathcal{I}$. Moreover, $(F(t, T_1, x))_{0 \leq t \leq \delta}$ is a true \mathbb{Q}_{T_1} -martingale.

Assumption (A5) allows us to switch to a measure under which the numeraire is given by the (T_k, x) -forward price. This is not an equivalent measure change, but it still yields a measure which is absolutely continuous with respect to the initial one. Similar measure changes have been introduced in Schönbucher (2000) and have been successfully applied to the pricing of credit risky securities; cf. Eberlein, Kluge, and Schönbucher (2006). Let $x \in [0, 1]$ and $k \in \{1, \dots, m - 1\}$. We define the (T_{k+1}, x) -forward measure $\mathbb{Q}_{T_{k+1}, x}$ on $(\Omega, \mathcal{G}_{T_{k+1}})$ by its Radon–Nikodym derivative

$$\frac{d\mathbb{Q}_{T_{k+1}, x}}{d\mathbb{Q}_{T_{k+1}}} := \frac{F(T_k, T_{k+1}, x)}{\mathbb{E}_{\mathbb{Q}_{T_{k+1}}} [F(T_k, T_{k+1}, x)]} = \frac{F(T_k, T_{k+1}, x)}{F(0, T_{k+1}, x)},$$

where the last equality follows under (A5). The corresponding density process is

$$\left. \frac{d\mathbb{Q}_{T_{k+1}, x}}{d\mathbb{Q}_{T_{k+1}}} \right|_{\mathcal{G}_t} = \frac{F(t, T_{k+1}, x)}{F(0, T_{k+1}, x)}.$$

As already mentioned, $\mathbb{Q}_{T_{k+1}, x}$ is not equivalent to $\mathbb{Q}_{T_{k+1}}$ if $\mathbb{Q}_{T_{k+1}}(L_{T_k} > x) > 0$.

Lemma 8.1. Assume (A5). Let $x \in \mathcal{I}$ and $k \in \{1, \dots, m - 1\}$. Then, for every $t \leq T_k$,

$$e(t, T_{k+1}, x) = P(t, T_{k+1}, x) \mathbb{E}_{\mathbb{Q}_{T_{k+1}, x}} \left(\prod_{i=0}^k H(T_i, T_i, x)^{-1} - 1 \mid \mathcal{G}_t \right).$$

Proof. The price at time t of a contingent claim with payoff

$$e(T_{k+1}, T_{k+1}, x) = \mathbf{1}_{\{L_{T_k} \leq x\}} - \mathbf{1}_{\{L_{T_{k+1}} \leq x\}}$$

at T_{k+1} equals

$$(36) \quad e(t, T_{k+1}, x) = P(t, T_{k+1}) \mathbb{E}_{\mathbb{Q}_{T_{k+1}}} \left(\mathbf{1}_{\{L_{T_k} \leq x\}} - \mathbf{1}_{\{L_{T_{k+1}} \leq x\}} \mid \mathcal{G}_t \right).$$

Regarding the second term, observe that

$$(37) \quad P(t, T_{k+1}) \mathbb{E}_{\mathbb{Q}_{T_{k+1}}} \left(\mathbf{1}_{\{L_{T_{k+1}} \leq x\}} \mid \mathcal{G}_t \right) = P(t, T_{k+1}, x)$$

by (A5). For the first term we have

$$\begin{aligned} & \mathbb{E}_{\mathbb{Q}_{T_{k+1}}} \left(\mathbf{1}_{\{L_{T_k} \leq x\}} \mid \mathcal{G}_t \right) \\ &= \mathbb{E}_{\mathbb{Q}_{T_{k+1}}} \left(\mathbf{1}_{\{L_{T_k} \leq x\}} \left(\prod_{i=0}^k H(T_k, T_i, x) \right) \left(\prod_{i=0}^k H(T_k, T_i, x) \right)^{-1} \mid \mathcal{G}_t \right) \\ &= \mathbb{E}_{\mathbb{Q}_{T_{k+1}}} \left(F(T_k, T_{k+1}, x) \prod_{i=0}^k H(T_i, T_i, x)^{-1} \mid \mathcal{G}_t \right), \end{aligned}$$

which follows from (16) and $H(t, T_i, x) = H(T_i, T_i, x)$ for $t \geq T_i$. Changing to the measure $\mathbb{Q}_{T_{k+1}, x}$ yields

$$\mathbb{E}_{\mathbb{Q}_{T_{k+1}}} \left(\mathbf{1}_{\{L_{T_k} \leq x\}} \mid \mathcal{G}_t \right) = F(t, T_{k+1}, x) \mathbb{E}_{\mathbb{Q}_{T_{k+1}, x}} \left(\prod_{i=0}^k H(T_i, T_i, x)^{-1} \mid \mathcal{G}_t \right).$$

Therefore,

$$\begin{aligned} e(t, T_{k+1}, x) &= P(t, T_{k+1}) \frac{P(t, T_{k+1}, x)}{P(t, T_{k+1})} \mathbb{E}_{\mathbb{Q}_{T_{k+1}, x}} \left(\prod_{i=0}^k H(T_i, T_i, x)^{-1} \mid \mathcal{G}_t \right) \\ &\quad - P(t, T_{k+1}, x) \\ &= P(t, T_{k+1}, x) \mathbb{E}_{\mathbb{Q}_{T_{k+1}, x}} \left(\prod_{i=0}^k H(T_i, T_i, x)^{-1} - 1 \mid \mathcal{G}_t \right), \end{aligned}$$

and the lemma is proved. \blacksquare

Proposition 8.2. Assume (A5). Then the value of the STCDO at any time $t \in [0, \delta]$ is

$$(38) \quad \pi^{STCDO}(t, S) = \int_{x_1}^{x_2} \left(S \sum_{k=1}^{m-1} P(t, T_k, y) - \sum_{k=1}^{m-1} e(t, T_{k+1}, y) \right) dy.$$

Recall that the premium $Sf(L_{T_k})$ is paid at times T_1, \dots, T_{m-1} , whereas the default payments are due at time points T_2, \dots, T_m .

Proof. The value of the premium leg at time t equals

$$\begin{aligned} \sum_{k=1}^{m-1} P(t, T_k) \mathbb{E}_{\mathbb{Q}_{T_k}} (Sf(L_{T_k}) \mid \mathcal{G}_t) &= \sum_{k=1}^{m-1} SP(t, T_k) \int_{x_1}^{x_2} \mathbb{E}_{\mathbb{Q}_{T_k}} (\mathbf{1}_{\{L_{T_k} \leq y\}} \mid \mathcal{G}_t) dy \\ &= S \sum_{k=1}^{m-1} \int_{x_1}^{x_2} P(t, T_k, y) dy, \end{aligned}$$

where we have used (37). On the other side, the default payment at time T_{k+1} is given by $f(L_{T_k}) - f(L_{T_{k+1}})$. Its value at time t is equal to

$$\begin{aligned}
 (39) \quad & P(t, T_{k+1}) \mathbb{E}_{\mathbb{Q}_{T_{k+1}}} (f(L_{T_k}) - f(L_{T_{k+1}}) | \mathcal{G}_t) \\
 &= P(t, T_{k+1}) \mathbb{E}_{\mathbb{Q}_{T_{k+1}}} \left(\int_{x_1}^{x_2} \mathbf{1}_{\{L_{T_k} \leq y, L_{T_{k+1}} > y\}} dy \mid \mathcal{G}_t \right) \\
 &= \int_{x_1}^{x_2} P(t, T_{k+1}) \mathbb{E}_{\mathbb{Q}_{T_{k+1}}} \left(\mathbf{1}_{\{L_{T_k} \leq y, L_{T_{k+1}} > y\}} \mid \mathcal{G}_t \right) dy \\
 &= \int_{x_1}^{x_2} e(t, T_{k+1}, y) dy.
 \end{aligned}$$

Hence, the value of the default leg at time t is given by

$$\sum_{k=1}^{m-1} \int_{x_1}^{x_2} e(t, T_{k+1}, y) dy.$$

Finally, the value of the STCDO is the difference of these two values, and thus we obtain (38). ■

The STCDO spread S_t^* at time t is the spread which makes the value of the STCDO equal to zero; i.e., one has to solve $\pi^{STCDO}(t, S) = 0$. The previous proposition yields

$$(40) \quad S_t^* = \frac{\int_{x_1}^{x_2} \sum_{k=1}^{m-1} e(t, T_{k+1}, y) dy}{\int_{x_1}^{x_2} \sum_{k=1}^{m-1} P(t, T_k, y) dy}.$$

Corollary 8.3. Assume (A5), and assume that the default-free bond prices $P(\cdot, T_k)$ and the loss process L are conditionally independent, given \mathcal{G}_t , for all $k \in \{1, \dots, n\}$ and $t \in [0, \delta]$. Then

$$(41) \quad e(t, T_{k+1}, x) = P(t, T_{k+1})F(t, T_k, x) - P(t, T_{k+1}, x).$$

Proof. Conditional independence of $P(\cdot, T_k)$ and L implies

$$\mathbb{E}_{\mathbb{Q}_{T_{k+1}}} (\mathbf{1}_{\{L_{T_k} \leq x\}} | \mathcal{G}_t) = \mathbb{E}_{\mathbb{Q}_{T_k}} (\mathbf{1}_{\{L_{T_k} \leq x\}} | \mathcal{G}_t)$$

since $\frac{d\mathbb{Q}_{T_k}}{d\mathbb{Q}_{T_{k+1}}} | \mathcal{G}_t = \frac{P(0, T_{k+1})}{P(0, T_k)} \frac{P(t, T_k)}{P(t, T_{k+1})}$ is the density process for this change of measure (cf. (12)).

Then

$$\mathbb{E}_{\mathbb{Q}_{T_{k+1}}} (\mathbf{1}_{\{L_{T_k} \leq x\}} | \mathcal{G}_t) = \frac{P(t, T_k, x)}{P(t, T_k)} = F(t, T_k, x)$$

and we obtain from (36)

$$e(t, T_{k+1}, x) = P(t, T_{k+1})F(t, T_k, x) - P(t, T_{k+1}, x). \quad \blacksquare$$

Corollary 8.4. *Under the assumptions of Corollary 8.3, the price at time $t \in [0, \delta]$ of the STCDO is given by*

$$(42) \quad \pi^{STCDO}(t, S) = \int_{x_1}^{x_2} \left(\sum_{k=1}^m c_k P(t, T_k) F(t, T_k, y) - \sum_{k=1}^{m-1} P(t, T_{k+1}) F(t, T_k, y) \right) dy,$$

where $c_1 = S$, $c_k = 1 + S$ for $2 \leq k \leq m - 1$, and $c_m = 1$. The STCDO spread S_t^* at time $t \in [0, \delta]$ is equal to

$$S_t^* = \frac{\sum_{k=1}^{m-1} \int_{x_1}^{x_2} P(t, T_{k+1}) (F(t, T_k, y) - F(t, T_{k+1}, y)) dy}{\sum_{k=1}^{m-1} \int_{x_1}^{x_2} P(t, T_k) F(t, T_k, y) dy}.$$

Proof. The proof follows by inserting (41) into (38) and (40). ■

Remark 8.5. Corollary 8.4 shows that under conditional independence of the default-free bond prices and the loss process, the STCDO spreads are given in terms of the initial term structure of the default-free bond prices and the (T_k, x) -forward prices. This allows one to extract (T_k, x) -forward prices from market data.

8.2. Options on an STCDO. Consider an STCDO as defined in the previous subsection. Let us study an option which gives the right to enter into such a contract at time T_1 at a prespecified spread S . This is equivalent to a European call on the STCDO with payoff

$$(\pi^{STCDO}(T_1, S))^+$$

at T_1 . Assume that (A5) holds. The value of the European call at time $t \in [0, \delta]$ is given by the expectation under the forward measure \mathbb{Q}_{T_1} :

$$\begin{aligned} \pi^{call}(t, S) &= P(t, T_1) \mathbb{E}_{\mathbb{Q}_{T_1}} \left((\pi^{STCDO}(T_1, S))^+ \mid \mathcal{G}_t \right) \\ &= P(t, T_1) \mathbb{E}_{\mathbb{Q}_{T_1}} \left(\left(\int_{x_1}^{x_2} \left(S \sum_{k=1}^{m-1} P(T_1, T_k, y) - \sum_{k=1}^{m-1} e(T_1, T_{k+1}, y) \right) dy \right)^+ \mid \mathcal{G}_t \right) \end{aligned}$$

since, by (38),

$$\pi^{STCDO}(T_1, S) = \int_{x_1}^{x_2} \left(S \sum_{k=1}^{m-1} P(T_1, T_k, y) - \sum_{k=1}^{m-1} e(T_1, T_{k+1}, y) \right) dy.$$

Assuming for simplicity that $P(t, T_k) = 1$ for all T_k and $t \leq T_k$, which implies the conditional independence which is assumed in Corollaries 8.3 and 8.4, we obtain

$$\pi^{call}(t, S) = \mathbb{E}_{\mathbb{Q}^*} \left(\left(\int_{x_1}^{x_2} \sum_{k=1}^m d_k F(T_1, T_k, y) dy \right)^+ \mid \mathcal{G}_t \right),$$

where $d_1 = S - 1$, $d_k = S$ for $2 \leq k \leq m - 1$, and $d_m = 1$, which follows from (42). Note that the measure \mathbb{Q}_{T_1} coincides with the terminal forward measure $\mathbb{Q}^* = \mathbb{Q}_{T_n}$; cf. Remark 4.1. Recall that

$$F(T_1, T_k, y) = F(0, T_k, y) \exp \left(\sum_{i=1}^{k-1} \int_0^{T_1} a(t, T_i, y) dt + \sum_{i=1}^{k-1} \int_0^{T_1} b(t, T_i, y) dX_t + \sum_{i=1}^{k-1} \int_0^{T_1} \int_{\mathcal{I}} c(t, T_i, y; z) \mu^L(dt, dz) \right) \mathbf{1}_{\{L_{T_1} \leq y\}}$$

for $k \geq 2$ and $F(T_1, T_1, y) = F(0, T_1, y) \mathbf{1}_{\{L_{T_1} \leq y\}}$. We further assume $F(0, T_i, y)$, $a(t, T_i, y)$, $b(t, T_i, y)$, and $c(t, T_i, y; z)$ are constant in y between x_1 and x_2 . For simplicity we denote $a(t, T_i, y) = a(t, T_i, x_1)$ by $a(t, T_i)$ and similarly for the other quantities. Then we have

$$\begin{aligned} \int_{x_1}^{x_2} \sum_{k=1}^m d_k F(T_1, T_k, y) dy &= \sum_{k=1}^m d_k F(0, T_k) \exp \left(\sum_{i=1}^{k-1} \int_0^{T_1} a(t, T_i) dt + \sum_{i=1}^{k-1} \int_0^{T_1} b(t, T_i) dX_t \right. \\ &\quad \left. + \sum_{i=1}^{k-1} \int_0^{T_1} \int_{\mathcal{I}} c(t, T_i; z) \mu^L(dt, dz) \right) \int_{x_1}^{x_2} \mathbf{1}_{\{L_{T_1} \leq y\}} dy \\ &= f(L_{T_1}) \sum_{k=1}^m d_k F(0, T_k) \exp \left(\sum_{i=1}^{k-1} \int_0^{T_1} a(t, T_i) dt \right. \\ &\quad \left. + \sum_{i=1}^{k-1} \int_0^{T_1} b(t, T_i) dX_t + \sum_{i=1}^{k-1} \int_0^{T_1} \int_{\mathcal{I}} c(t, T_i; z) \mu^L(dt, dz) \right) \end{aligned}$$

for f defined in (34). Note that $f : \mathcal{I} \rightarrow \mathcal{I}$, and so $f(L_{T_1}) \geq 0$. Thus, the value of the option at time t is given by

$$\begin{aligned} \pi^{call}(t, S) &= \mathbb{E}_{\mathbb{Q}^*} \left(f(L_{T_1}) \left(\tilde{d}_1 + \sum_{k=2}^m \tilde{d}_k \exp \left(\sum_{i=1}^{k-1} \int_0^{T_1} a(t, T_i) dt \right. \right. \right. \\ &\quad \left. \left. + \sum_{i=1}^{k-1} \int_0^{T_1} b(t, T_i) dX_t + \sum_{i=1}^{k-1} \int_0^{T_1} \int_{\mathcal{I}} c(t, T_i; z) \mu^L(dt, dz) \right) \right)^+ \Big| \mathcal{G}_t \Big), \end{aligned}$$

where $\tilde{d}_k = d_k F(0, T_k)$ for $1 \leq k \leq m$. Assume now that L and X are conditionally independent, given \mathcal{G}_t . Therefore, if $c = 0$ and $a(\cdot, T_i)$ and $b(\cdot, T_i)$ are conditionally independent of L , given \mathcal{G}_t , for all T_i , this expression simplifies further to

$$\begin{aligned} \pi^{call}(t, S) &= \mathbb{E}_{\mathbb{Q}^*} (f(L_{T_1}) | \mathcal{G}_t) \mathbb{E}_{\mathbb{Q}^*} \left(\left(\tilde{d}_1 + \sum_{k=2}^m \tilde{d}_k \exp \left(\sum_{i=1}^{k-1} \int_0^{T_1} a(t, T_i) dt \right. \right. \right. \\ &\quad \left. \left. + \sum_{i=1}^{k-1} \int_0^{T_1} b(t, T_i) dX_t \right) \right)^+ \Big| \mathcal{G}_t \Big), \end{aligned}$$

where

$$\begin{aligned}\mathbb{E}_{\mathbb{Q}^*}(f(L_{T_1})|\mathcal{G}_t) &= \mathbb{E}_{\mathbb{Q}^*}\left((x_2 - x_1)\mathbf{1}_{\{L_{T_1} \leq x_1\}} + (x_2 - L_{T_1})\mathbf{1}_{\{x_1 < L_{T_1} \leq x_2\}}|\mathcal{G}_t\right) \\ &= x_2\mathbb{Q}^*(L_{T_1} \leq x_2|\mathcal{G}_t) - x_1\mathbb{Q}^*(L_{T_1} \leq x_1|\mathcal{G}_t) \\ &\quad - \mathbb{E}_{\mathbb{Q}^*}\left(L_{T_1}\mathbf{1}_{\{x_1 < L_{T_1} \leq x_2\}}|\mathcal{G}_t\right).\end{aligned}$$

As far as the second factor in $\pi^{call}(t, S)$ is concerned, it is similar to the expressions that appear in valuation formulas for swaptions in term structure models without defaults. It can be computed using Fourier transform techniques under appropriate technical assumptions; cf. Eberlein and Kluge (2006) and Keller-Ressel, Papapantoleon, and Teichmann (to appear). In particular, we refer the reader to Eberlein, Glau, and Papapantoleon (2010) and Eberlein (2013) for Fourier transform methods in a general semimartingale setting. For the affine specification given in section 7, this approach may be simplified further.

9. Calibration. In this section we give a calibration exercise with a two-factor affine diffusion which on one side shows the flexibility of our framework in a simple specification and further illustrates the implementation of the model. For the calibration, we use the affine model from section 7 and implement an extended Kalman filter as suggested in Eksi and Filipović (2012). In contrast to typical calibration approaches we fit the model not only to data of single days but to the data of a period of 2.5 years, namely from February 2008 to August 2010. The model is able to provide a surprisingly good fit across the different tranches and maturities, as we shall illustrate.

9.1. The dataset. The calibration is performed on data from the iTraxx Europe index; more specifically it consists of implied *zero-coupon spreads* of the iTraxx Europe.¹ In the market there are STCDOs on the iTraxx Europe with detachment points $\{x_1, \dots, x_J\} = \{0, 0.03, 0.06, 0.09, 0.12, 0.22, 1\}$. The zero-coupon spreads are the quoted spreads of the STCDOs, in our notation given by

$$(43) \quad R(t, \tau, j) := -\frac{1}{\tau} \log \left(\frac{1}{x_{j+1} - x_j} \int_{x_j}^{x_{j+1}} F(t, t + \tau, x) dx \right),$$

where τ denotes time to maturity. In the data we have $\tau \in \{3, 5, 7, 10\}$. In the model we will later consider the case where $F(t, T, x)$ is constant in the intervals $[x_j, x_{j+1})$ and then

$$-\tau \cdot R(t, \tau, j) = \log P(t, t + \tau, x_j) - \log P(t, t + \tau)$$

since $F(t, T, x) = P(t, T, x) P(t, T)^{-1}$ by definition. Therefore, the rate R indeed refers to a spread above the risk-free rate.

The realized index spreads are shown in Figure 1. With the beginning of the credit crisis, volatility, as well as the credit spreads, jumped to very high levels, stabilizing thereafter. In the first quarter of 2010 a new increase due to the European debt crises can easily be spotted. Figure 2 shows the evolution of the tranche spreads for different maturities and tranches. The spread curves follow a similar pattern. Consequently, it is plausible to capture the dynamics with a low number of factors. It is important to mention that in the observation period defaults did not occur in the underlying pool.

¹We thank Dr. Peter Schaller for providing us the data.

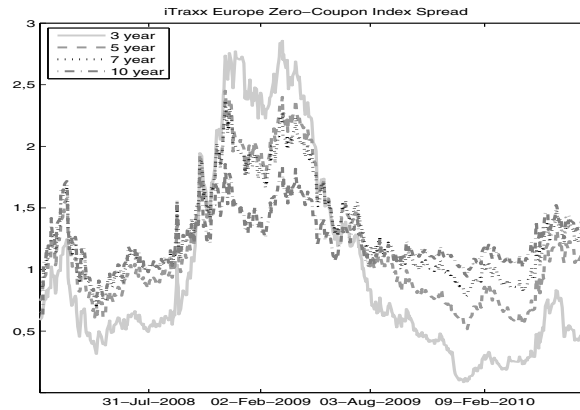


Figure 1. The *iTraxx Europe* zero-coupon index spread for the period February 2008 to August 2010. The different graphs refer to the time to maturity of 3, 5, 7, and 10 years.

9.2. Model specification. Our aim is to calibrate a simple two-factor affine diffusion model to the *whole* dataset using Kalman filtering. To this end, we specify the model under the *physical* probability measure \mathbb{P} . Prices of traded products are computed under the *risk-neutral* measure \mathbb{Q} which we obtain by a change of measure where the affine structure is kept.

A principal component analysis reveals that two factors already explain 88.30% of the realized variance; see [Eksi and Filipović \(2012\)](#). We therefore consider a two-dimensional affine process $Z = (Z^1, Z^2)^\top \in \mathbb{R}^+ \times \mathbb{R}^+ =: \mathcal{Z}$ satisfying

$$\begin{aligned} dZ_t^1 &= \kappa^1(Z_t^2 - Z_t^1)dt + \sigma^1\sqrt{Z_t^1}dW_t^1, \\ dZ_t^2 &= \kappa^2(\theta^2 - Z_t^2)dt + \sigma^2\sqrt{Z_t^2}dW_t^2, \end{aligned}$$

and $Z_0 = (z_1, z_2) \in \mathcal{Z}$. Here $\kappa^1, \kappa^2, \theta^2, \sigma^1$, and σ^2 are positive constants and W^1 and W^2 are independent standard Brownian motions. The factor Z^2 is the stochastic mean reversion level of Z^1 .

For the measure change we specify the market prices of risk by

$$\lambda_t^i = \frac{\lambda^i \sqrt{Z_t^i}}{\sigma^i}, \quad i = 1, 2,$$

with constants $\lambda^1, \lambda^2 \in \mathbb{R}$. Using Girsanov's theorem, we change to an equivalent measure \mathbb{Q} where $\tilde{W}_t^i = W_t^i + \int_0^t \lambda_s^i ds$, $i = 1, 2$, are independent standard Brownian motions. Then, under \mathbb{Q} , Z is again affine and satisfies the following dynamics (see [Cheridito, Filipović, and Kimmel \(2010\)](#)):

$$\begin{aligned} dZ_t^1 &= (\kappa^1 + \lambda^1) \left(\frac{\kappa^1}{\kappa^1 + \lambda^1} Z_t^2 - Z_t^1 \right) dt + \sigma^1 \sqrt{Z_t^1} d\tilde{W}_t^1, \\ dZ_t^2 &= (\kappa^2 + \lambda^2) \left(\frac{\kappa^2}{\kappa^2 + \lambda^2} \theta^2 - Z_t^2 \right) dt + \sigma^2 \sqrt{Z_t^2} d\tilde{W}_t^2. \end{aligned}$$

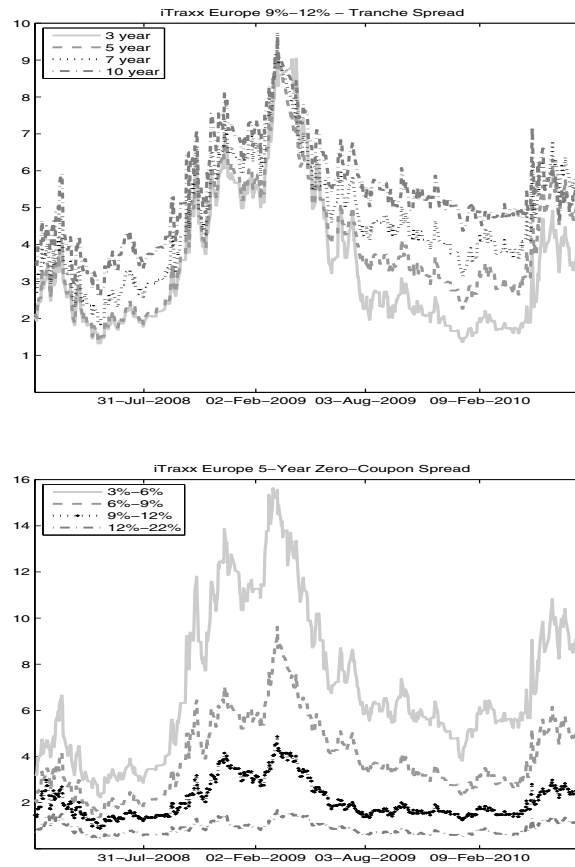


Figure 2. The upper graph shows the *iTraxx Europe 9%–12% tranche spread* from February 2008 to August 2010 for different maturities. The lower graph illustrates the *iTraxx Europe tranche spreads* from February 2008 to August 2010 for a fixed maturity of 5 years.

Hence, Z is an affine process under \mathbb{Q} and we may apply the results from section 7.

For a complete specification of the model we need to specify the compensator of the loss process L and the contagion parameter c . According to our setup we assume that m depends in an affine way on Z and we assume that it is driven only by Z^1 , i.e.,

$$m(t, l, z, dy) = m_0(t, l, dy) + m_1(t, l, dy)z_1.$$

We choose the jump distribution from the beta family, more precisely

$$m(t, l, z, dy) = \frac{1}{B(a_1, b_1)} y^{a_1-1} (1-y)^{b_1-1} dy + \frac{z_1}{B(a_2, b_2)} y^{a_2-1} (1-y)^{b_2-1} dy,$$

where all coefficients are positive. Finally, we specify the contagion parameter and assume that

$$(44) \quad c(t, T_k, x, L_{t-}; y) = cy(T_k - t).$$

We consider H specified as in (24) together with (25) and (26), and it follows from Proposition 7.2 that this is an arbitrage-free model.

9.3. The calibration procedure. For the estimation of the (unobserved) variables Z from the observed STCDO prices we use an extended Kalman filter following Eksi and Filipović (2012). Furthermore, we make the following two assumptions: first, we assume that tranche spreads are piecewise constant between the detachment points, that is,

$$H(t, T_k, x) = H(t, T_k, x_{i+1}) \quad \text{for } x \in [x_i, x_{i+1}).$$

Second, we assume that observed prices are given by model implied prices with additive noise. More formally, we assume that at observation times $0 = t_0, t_1, t_2, \dots$

$$\begin{aligned} R(t_k, \tau, j) &= -\frac{1}{\tau} \log \left(\frac{1}{x_{j+1} - x_j} \int_{x_j}^{x_{j+1}} F(t_k, t + \tau, x) dx \right) + \varepsilon(k, \tau, j + 1) \\ &=: \alpha(\tau, x_{j+1}) - \frac{1}{\tau} \beta(\tau, x_{j+1}) Z_{t_k} - cL_{t_k} + \varepsilon(k, \tau, j + 1). \end{aligned}$$

Note that with H also F is affine. Moreover, as A and B are piecewise constant, the terms α and β are straightforward to compute; see Gehmlich, Grbac, and Schmidt (2013) for detailed computations. The measurement error consists of independent and normally distributed random variables, where the variance of the measurement errors may differ across the observed tranches: $\varepsilon(k, \tau, j + 1) \sim \mathcal{N}(0, \sigma_{j+1})$.

We approximate the conditional distribution of Z_{t_k} , given $Z_{t_{k-1}}$, by a normal distribution where the first and the second moments are matched. This is in line with a quasi-maximum-likelihood approach and simplifies the computations considerably. The moments of the affine diffusion Z can be computed using the Kolmogorov backward equation; see Proposition 3.1 in Eksi and Filipović (2012). This enables us to apply the extended Kalman filter algorithm to obtain a calibration to the full dataset. The details of this approach and the extension to more factors can be found in Gehmlich, Grbac, and Schmidt (2013).

Remark 9.1. As an alternative to the filtering approach which we favor here one could also use nonlinear least squares to fit the model to data. Such an approach is pursued in Longstaff and Rajan (2008), notably on a quite different model. They fit the unknown parameter vector θ , as well as the unobserved factor process Z , to the data by minimizing the sum of squared distances between the observed prices and the model prices computed with parameter θ and the factor process Z_1, \dots, Z_T taking values z_1, \dots, z_T . Applying this procedure to market data of the CDX NA IG for the period from October 2003 to October 2005 they fit a three-factor model. A comparison to the filtering approach reveals on one side that nonlinear least squares give access only to the parameters under the risk-neutral measure. On the other side, with the filtering approach one gets additional regularity on the estimated factor process in comparison to nonlinear least squares. In this regard, it is surprising that the model considered here is able to provide an excellent fit to a longer and more turbulent time series with only two factors. For details we refer the reader to the calibration results in the following section.

9.4. Calibration results. The extended Kalman filter allows a calibration to the full dataset from February 2008 to August 2010. On one side, the Kalman filter provides an estimation of the hidden state process Z , and on the other side, maximizing the quasi-likelihood function, given the estimated values of Z , gives the estimator of the parameter vector. Table 1 shows the estimated values.

Table 1
Estimated parameter values.

λ^1	λ^2	κ^1	κ^2	θ^2	σ^1	σ^2	c	a_1	b_1	a_2	b_2
-0.0780	-2.5472	1.5722	1.8569	0.4720	0.7305	0.1739	-0.0571	0.6797	5.1597	0.2492	22.26

It turns out that the jump distribution in m_1 is quite close to an exponential distribution, as a_2 is small. However, a_1 contributes significantly to the fit of the model. The contagion parameter c is negative, as expected. An occurring loss, i.e., an upward jump in the loss process, leads to a downward jump in the (T, x) -bond prices by a downward jump in H .

Based upon the estimated parameter values and the filtered factor process we regenerate the data. In Figures 3 and 4 we plot estimated vs. observed values. For brevity, the longest maturity which shows a similar behavior is left aside. The graphs can be used for the diagnosis of the model fit. It is remarkable that the two-factor model is able to provide an excellent fit across all tranches and over the whole data period. This underlines the stability of the approach, which leads to improved hedging performance, as shown in Eksi and Filipović (2012). They obtain a similar fit with a two-factor affine model when incorporating additionally a catastrophic component. As pointed out, a two-factor model with a zero catastrophic component is not able to provide a good fit to the supersenior tranche. In our approach, the additional freedom obtained by considering a discrete tenor structure allows us to incorporate a contagion term which improves the fit substantially. Compare, in particular, Figure 4.

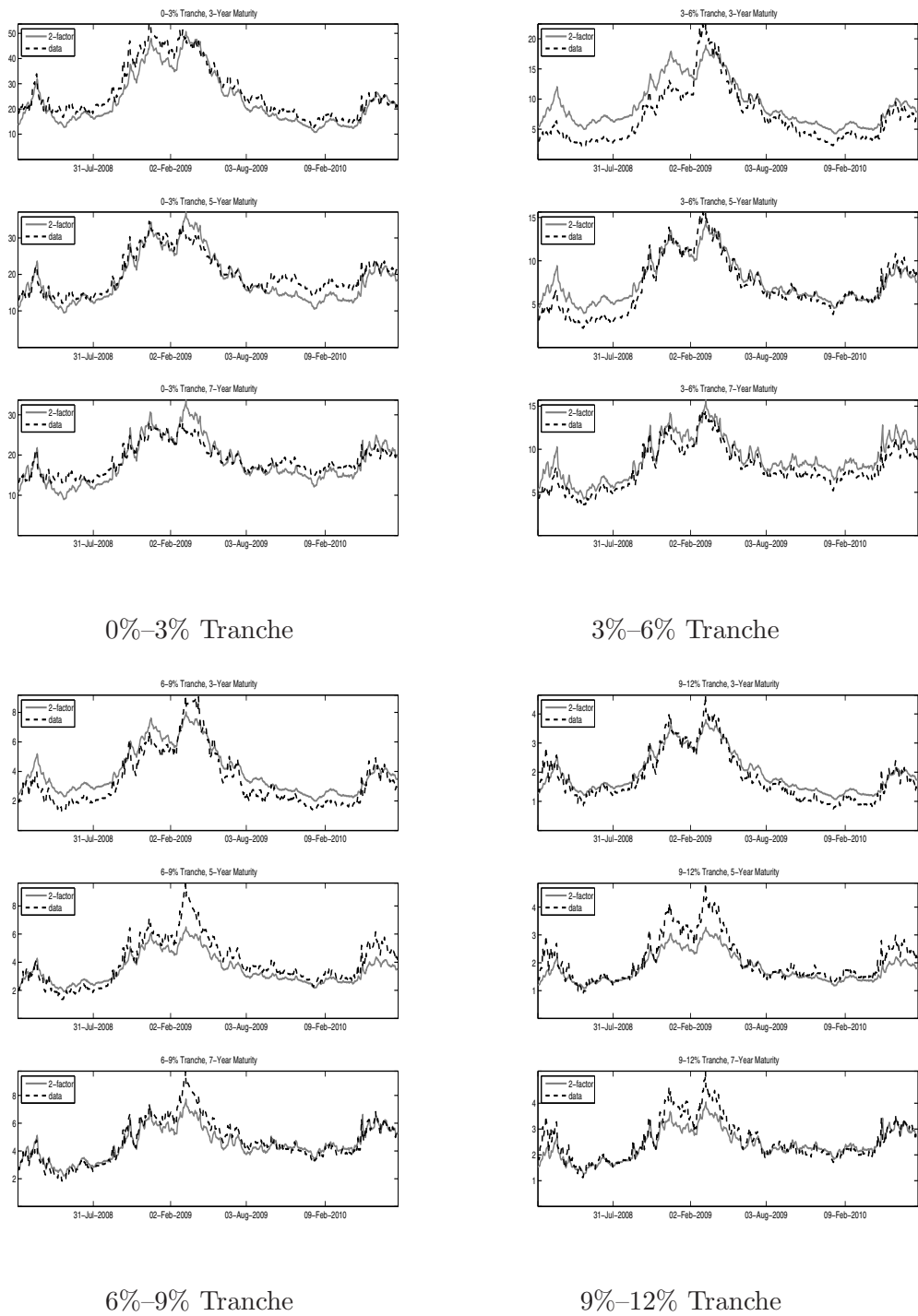


Figure 3. Estimated and realized data—part 1.

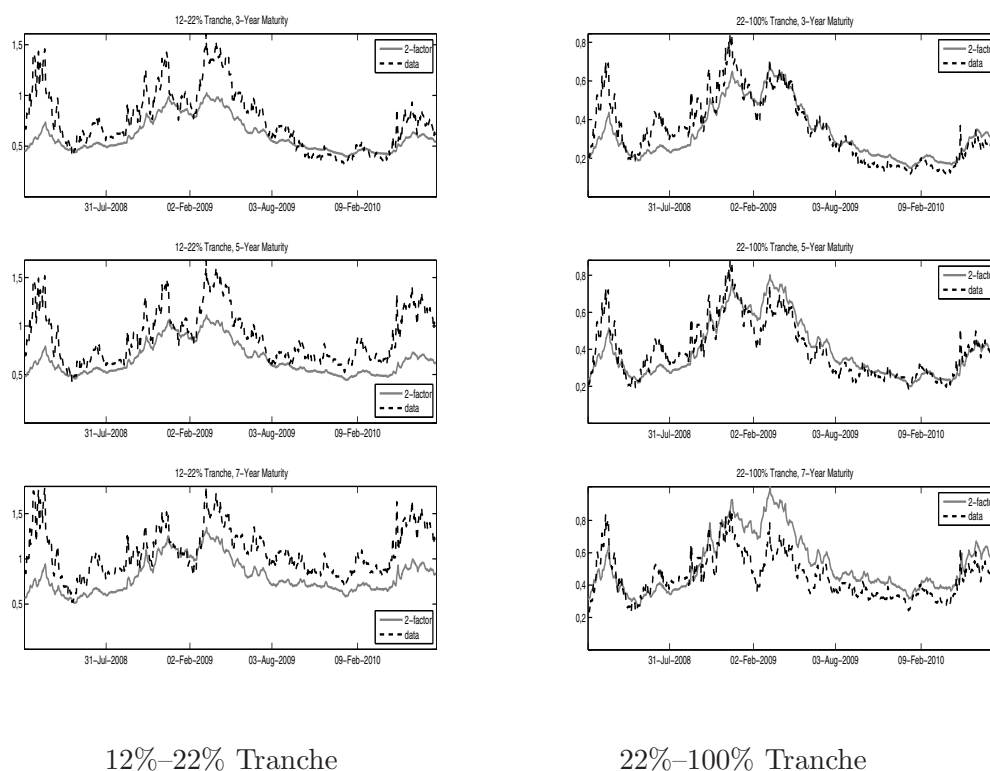


Figure 4. Estimated and realized data—part 2.

Acknowledgments. We would like to thank the Associate Editor and the two anonymous referees for their valuable remarks.

REFERENCES

- M. ARNSDORF AND I. HALPERIN (2008), *BSLP: Markovian bivariate spread-loss model for portfolio credit derivatives*, *J. Comput. Finance*, 12, pp. 77–107.
- N. BENNANI AND D. DAHAN (2004), *An extended market model for credit derivatives*, in Proceedings of the Stochastic Finance Autumn School & International Conference; also available online from <http://nordine.bennani.free.fr/CreditDerivatives.htm>.
- T. R. BIELECKI, S. CRÉPEY, AND M. JEANBLANC (2010), *Up and down credit risk*, *Quant. Finance*, 10, pp. 1137–1151.
- P. CARPENTIER (2009), *A market model on the iTraxx*, *Risk*, November, pp. 84–89.
- P. CHERIDITO, D. FILIPOVIĆ, AND R. L. KIMMEL (2010), *A note on the Dai-Singleton canonical representation of affine term structure models*, *Math. Finance*, 20, pp. 509–519.
- R. CONT, R. DEGUEST, AND Y. H. KAN (2010), *Default intensities implied by CDO spreads: Inversion formula and model calibration*, *SIAM J. Financial Math.*, 1, pp. 555–585.
- R. CONT AND Y. H. KAN (2011), *Dynamic hedging of portfolio credit derivatives*, *SIAM J. Financial Math.*, 2, pp. 112–140.
- R. CONT AND A. MINCA (2013), *Recovering portfolio default intensities implied by CDO quotes*, *Math. Finance*, 23, pp. 94–121.

- C. CUCHIERO, D. FILIPOVIĆ, AND J. TEICHMANN (2010), *Affine models*, in Encyclopedia of Quantitative Finance, R. Cont, ed., Wiley, New York, pp. 16–20.
- D. DUFFIE AND N. GÂRLEANU (2001), *Risk and valuation of collateralized debt obligations*, Financial Analysts Journal, 57, pp. 41–59.
- E. EBERLEIN (2013), *Fourier-based valuation methods in mathematical finance*, in Quantitative Energy Finance, F. Benth, V. Kholodnyi, and P. Laurence, eds., Springer, Berlin, pp. 109–146.
- E. EBERLEIN, K. GLAU, AND A. PAPAPANTOLEON (2010), *Analysis of Fourier transform valuation formulas and applications*, Appl. Math. Finance, 17, pp. 211–240.
- E. EBERLEIN AND W. KLUGE (2006), *Exact pricing formulae for caps and swaptions in a Lévy term structure model*, J. Comput. Finance, 9, pp. 99–125.
- E. EBERLEIN, W. KLUGE, AND P. J. SCHÖNBUCHER (2006), *The Lévy Libor model with default risk*, J. Credit Risk, 2, pp. 3–42.
- E. EBERLEIN AND N. KOVAL (2006), *A cross-currency Lévy market model*, Quant. Finance, 6, pp. 465–480.
- E. EBERLEIN AND F. ÖZKAN (2005), *The Lévy Libor model*, Finance Stoch., 9, pp. 327–348.
- P. EHLERS AND P. SCHÖNBUCHER (2006), *Pricing interest rate-sensitive credit portfolio derivatives*, Swiss Finance Institute Research Paper 06-39, Swiss Finance Institute, Geneva, Switzerland.
- P. EHLERS AND P. SCHÖNBUCHER (2009), *Background filtrations and canonical loss processes for top-down models of portfolio credit risk*, Finance Stoch., 13, pp. 79–103.
- Z. EKSI AND D. FILIPOVIĆ (2012), *A dynamic affine factor model for the pricing of CDOs*, Working paper.
- E. ERRAIS, K. GIESECKE, AND L. R. GOLDBERG (2010), *Affine point processes and portfolio credit risk*, SIAM J. Financial Math., 1, pp. 642–665.
- D. FILIPOVIĆ, L. OVERBECK, AND T. SCHMIDT (2011), *Dynamic CDO term structure modeling*, Math. Finance, 21, pp. 53–71.
- F. GEHMLICH, Z. GRBAC, AND T. SCHMIDT (2013), *Pricing and calibration in market models*, in Credit Securitizations and Derivatives, H. Scheule and D. Rösch, eds., Wiley, New York, pp. 245–270.
- J. JACOD AND A. N. SHIRYAEV (2003), *Limit Theorems for Stochastic Processes*, 2nd ed., Springer, Berlin.
- M. KELLER-RESSEL, A. PAPAPANTOLEON, AND J. TEICHMANN (to appear), *The affine LIBOR models*, Math. Finance.
- A. LIPTON AND A. RENNIE, EDS. (2011), *The Oxford Handbook of Credit Derivatives*, Oxford University Press, London.
- F. LONGSTAFF AND A. RAJAN (2008), *An empirical analysis of collateralized debt obligations*, J. Finance, 63, pp. 529–563.
- K.-I. SATO (1999), *Lévy Processes and Infinitely Divisible Distributions*, Cambridge University Press, Cambridge, UK.
- T. SCHMIDT AND J. ZABCZYK (2012), *CDO term structure modelling with Lévy processes and the relation to market models*, Int. J. Theor. Appl. Finance, 15, pp. 1250008-1–125008-19.
- P. J. SCHÖNBUCHER (2000), *A Libor market model with default risk*, Working paper, University of Bonn, Bonn, Germany.
- P. J. SCHÖNBUCHER (2005), *Portfolio losses and the term structure of loss transition rates: A new methodology for the pricing of portfolio credit derivatives*, Working paper.
- J. SIDENIUS, V. PITERBARG, AND L. ANDERSEN (2008), *A new framework for dynamic credit portfolio loss modelling*, Int. J. Theor. Appl. Finance, 11, pp. 163–197.